



# LED COLLECTION

DESIGN | PERFORMANCE | RELIABILITY



## The Company

Zodiac Lighting Limited was incorporated in Hong Kong on 1st October 1988. With combined over a century of experience in lighting industry, the founders came together and led the company to its success at present days.

### The Mission

Zodiac is to provide unparalleled services to our business partners and customers by offering expert lighting consultancy and quality lighting products. We will be the company of choice by providing products and services beyond expectations and building the highest level of trust with our customers.

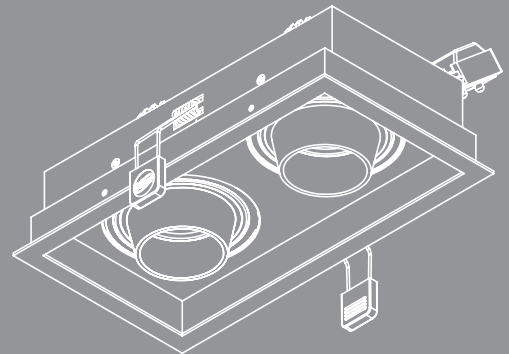
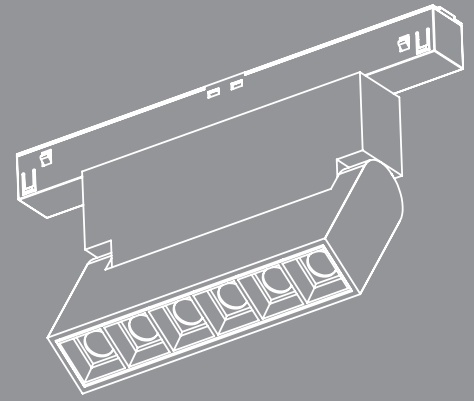
### Milux

Reliable, functional design, technical performance, versatility, durable, maintenance convenience; they are the product development obsessions of MILUX. With more than 30 years in producing lighting products, our production team has assimilated their experience and innovation technology to lead the market in aesthetics as well as performance at internationally recognised standards.

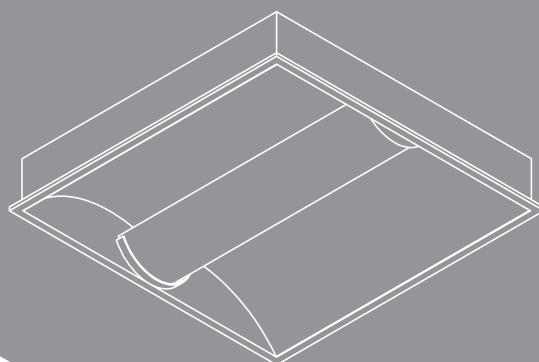
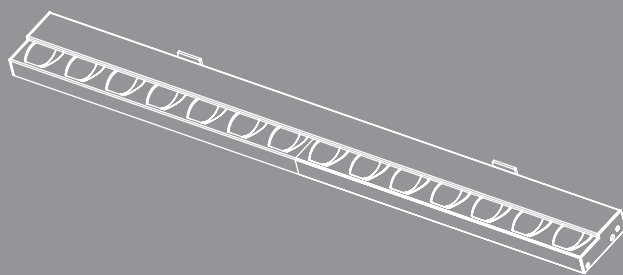
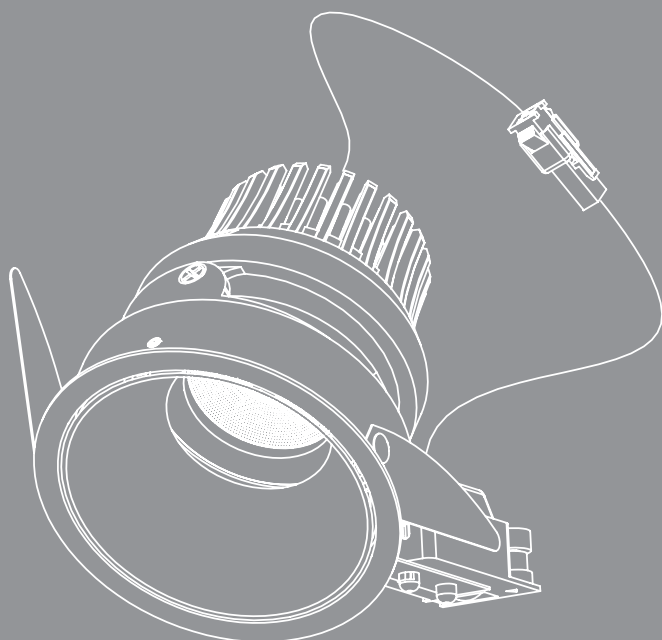
In order to guarantee the highest quality level from raw material to final stage inspection, our quality control system plays an important role in our production process. In addition to the propriety product from our collection, the production team also has the capability to customise and develop client's original design to a certified product. MILUX is an obvious solution to cater for your wide range of applications with a competitive price range in the market.

### LED Development

Zodiac has been focusing in this area in recent years to developed a series of LED fitting to cope with the rapidly evolving LED applications. We believe that LED technology is the future of the lighting industry and high quality lighting assignments on LED products, from effect and signal application to general usage of light, will be essential.









## OEM & ODM Services

---

Milux employs a dedicated OEM and ODM team of experienced engineers and designers to create luminaires to your specification. Our expertise ensures your designs meet with industry standards and maintain high levels of quality and finish. We oversee every step of the process from design, manufacturing to after sales customer service and offers the safest, most reliable and cost effective LED solution.






Concept Design



Research & Development



Calculation



Production



## LED Lifetime

One of the benefits of the LED is its long lifetime. New international standards on how lifetime should be declared on LED luminaires are IEC 62717 (LED-modules for general lighting – Performance requirements) and IEC 62722-2-1 (Particular requirements for LED luminaires).

### L-value

L70 is a lifetime measurement criterion to evaluate the useful lifetime of an LED luminaire in terms of the expected number of operating hours (minimum 6,000 h) until the light output has diminished to 70% of initial levels. or when the lumen output is 70% of its initial output.

As LEDs do not fail and “burn out” like other light sources; instead, they gradually decrease over time until they are no longer producing useful light. It is generally established that the human eye is only sensitive to lumen depreciation of 30% or more.

### B-value

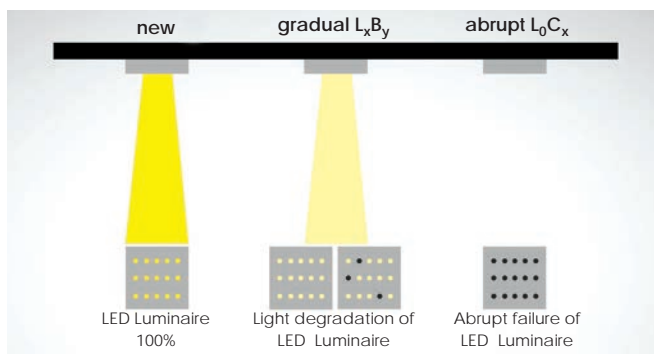
B-Value describes the failure fraction. It expresses the variation/ uncertainty of the expected lumen level. The B-value is normally B50 and indicates that the declared L-value will be achieved by 50 % of the luminaires. It can be seen as an average value. If the B-value is B10 it means that 90 % of the luminaires will meet the declared L-value. A B10 value is therefore better than B50 but it may not be available for all products.

### C-value

The C-value describes the expected percentage of catastrophic fails during the life time for the LED-module. A catastrophic failure is when the LED-module does not produce any light. Failure of a single or several LEDs in a cluster is not included. These kinds of failures are included in the B-value. The C-value can e.g. be C10 or lower. C10 which means that after the given time, 10 % of the LED-modules may have failed.

### F-value

The F value is a sum of both gradual (B-value) and total failures (C-value) ( $F = B + C$ ).



### For example: B50 (for L70) and F10

lumen maintenance lifetime when lumen output of 50% of the LED lighting drops below 70% of the initial lumen output, and failure time when 10% of the LED lighting had conventional lights out failure.

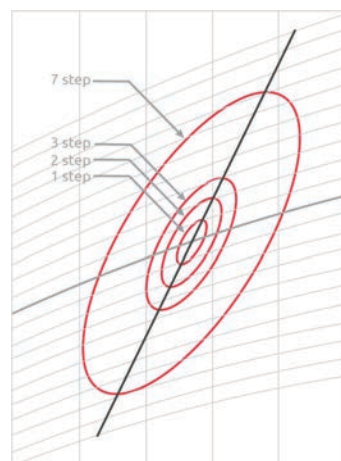
## Colour Consistency

### Standard Deviation Colour Matching (SDCM)


SDCM has the same meaning as a “MacAdam ellipse”.

The MacAdam ellipse is a system of colour measurement. It measures how much colour variation is possible around these axes, before the human eye detects a colour change. A series of ellipses can then be drawn around any target colour, and the closer to the target lamp, the less colour deviation will be experienced when these lamps are placed side by side in an installation.

The distance from the target point in each ellipse is measured in SDCM. An SDCM of 1 step means that there is no colour difference between LED chips, 2-3 SDCM means that there is hardly visible colour difference while 4 or more SDCM is readily noticeable. The lower the number of SDCM, the smaller the colour shift.



The requirements for most indoor environments are usually around MacAdam 2-3 SDCM. For most exterior applications, a rating of MacAdam 5 SDCM is perfectly acceptable.





# Colour Appearance

## Correlated Colour Temperature (CCT)


Correlated Colour Temperature (CCT) is the relative colour appearance of a white light source. It's measured in the Kelvin (K) unit and is the most commonly found between 2200K degrees and 6500K degrees.

By adjusting the CCT of light source can completely change the look and mood of a space. Cooler colour temperatures (>4000K) offer a bluer white light, helping to create brighter, more energetic spaces; Warmer colour temperatures (2200K – 3000K) impart a yellowish white, creating a warmer and relax ambience.



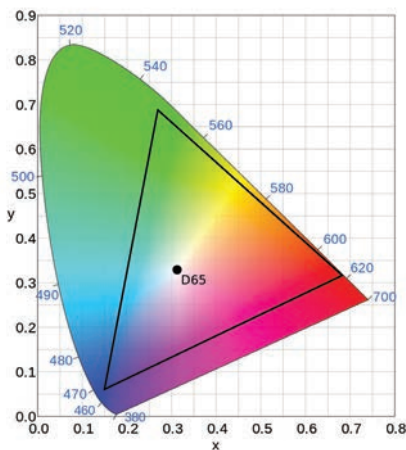
Warm

Cool



## Colour Gamut Index (GAI)

Colour Gamut Index (Rg) refer to the average level of saturation relative to familiar illuminants. Normally, the GAI index in between 60-140, An Rg score that is around 100 that means the light source can produce colours with a similar level of saturation as the sun at daylight. The higher scores represent higher levels of saturation. When the score is above 100, the colour will be more intense than it's natural colour in the sunlight.



High GAI



Low GAI

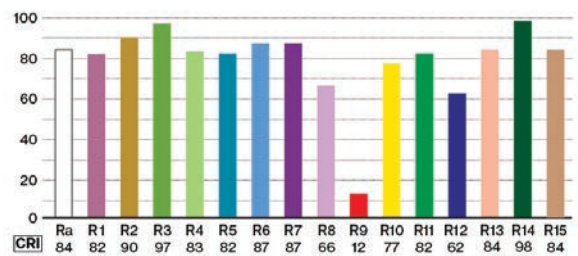
## Colour Rendering Index (CRI)

Colour rendering index (Ra) refers to the average colour rendition of particular light source (R1 – R8), with 100 being the highest. However, for particular colour spectrum, it may perform relatively low, especially in R9 for red colour and R15 for human skin representation. Therefore, in a true high CRI light source, the average performance of every colour spectrum is important to present the lighting object, especially R9 and R15, are the most commonly use to indicate colour quality in general lighting applications.



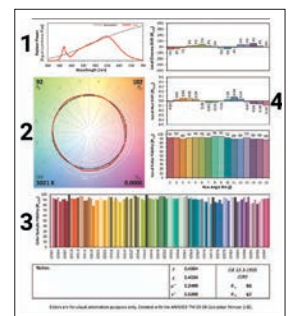
High CRI

Low CRI



## TM-30

TM-30-15 is a new standard that tackles LED module having a good score at Ra while having a poor colour spectrum overall. TM-30-15 comes with the Colour Fidelity Index with the same quality scale up to 100 but with greatly increased benchmark precision due to the increase from 8 test colours to 99.



The TM-30 method generates two major numeric indices – Rf for colour fidelity (0-100 scale) and Rg for gamut (0 to greater than 100).



Milux lighting collection actively employs Xicato LED modules in the design for its advance specification.

The luminaries design optimises the Xicato LED modules performances by providing an efficient heat management system and superior glare control through the development of our in-house research team.

### Why Xicato LED Module ?

Xicato is a leading provider of LED modules for retail, hospitality and special lighting environment and prides itself in delivering precision colour and high luminous efficacy. The advance performance of Xicato LED modules enables the space to present a realistic lighting render whilst offering a consistent energy consumption over time.

### XOB

XOB provides the best colour rendering, unmatched colour uniformity and the greatest reliability of any LED array on the market. It is the easiest to design in, presents market-leading performance and narrow beam angles.

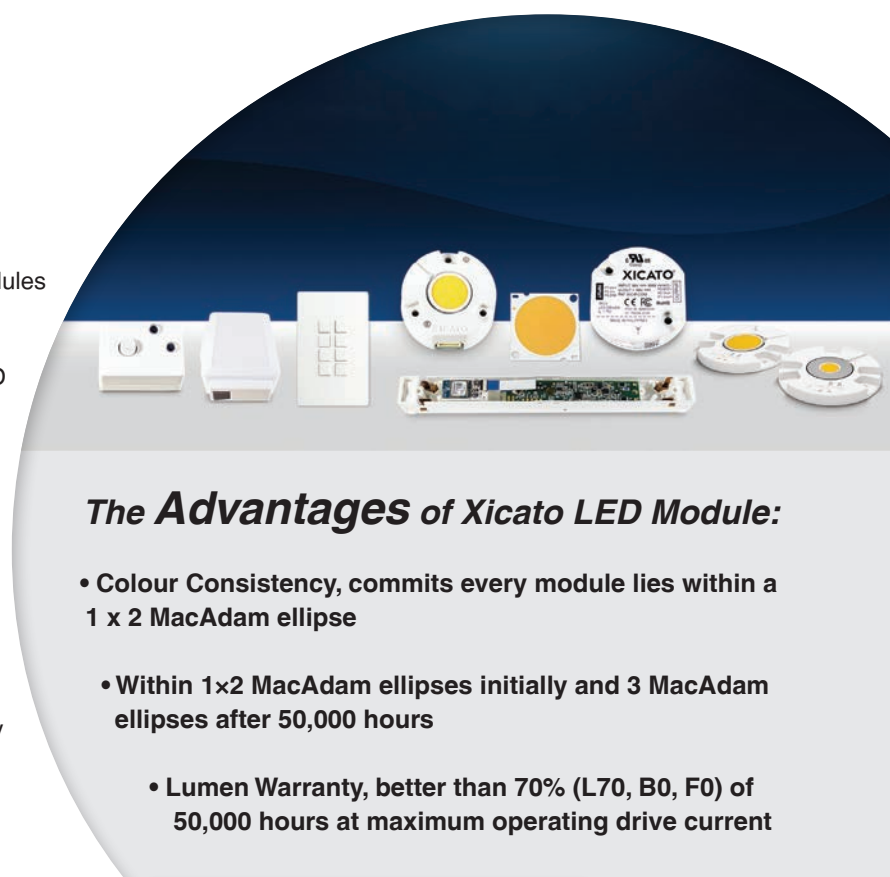
- The best colour matching—within 1 x 2 MacAdam ellipses
- CCT range from 2700K to 4000K
- Light output from 345lm — 8300lm
- LES packages range from 4mm to 32.8mm



### XIM

Fully integrated, intelligent light module. XIM integrates the light source with the driver, Bluetooth beacons, and a wireless control system in a single unit.

- DALI, 1-10V and new Bluetooth wireless options
- Integrated 48Vdc driver electronics
- Artist Series®, Beauty Series® and Vibrant Series®
- CCT range from 2700K to 4000K
- Light output from 700lm to 3000lm
- 9mm and 19mm LES options



### The Advantages of Xicato LED Module:

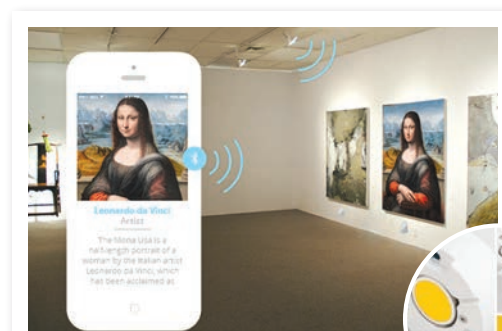
- **Colour Consistency, commits every module lies within a 1 x 2 MacAdam ellipse**
- **Within 1x2 MacAdam ellipses initially and 3 MacAdam ellipses after 50,000 hours**
- **Lumen Warranty, better than 70% (L70, B0, F0) of 50,000 hours at maximum operating drive current**



### XCA

Available in multiple LES, CRI, CCT, and lumen output options, XCA provides a flexible option for luminaire designers and delivers all the colour, consistency and reliability benefits of Xicato's lighting portfolio.

- Standard Series, Artist Series®, Beauty Series® and Vibrant Series®
- CCT range from 2700K to 4000K
- Light output from 700lm to 5000lm
- LES packages range from 9mm to 19mm



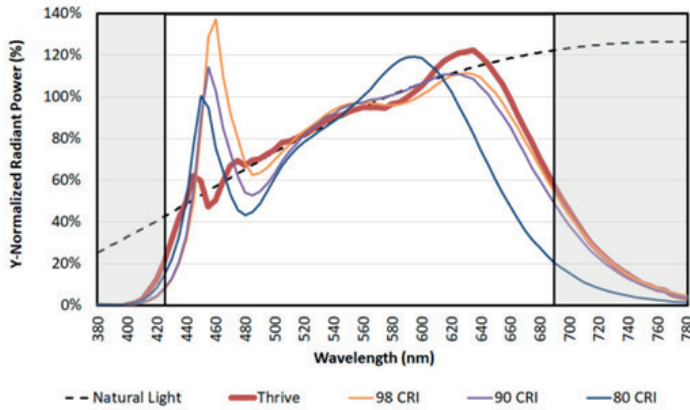




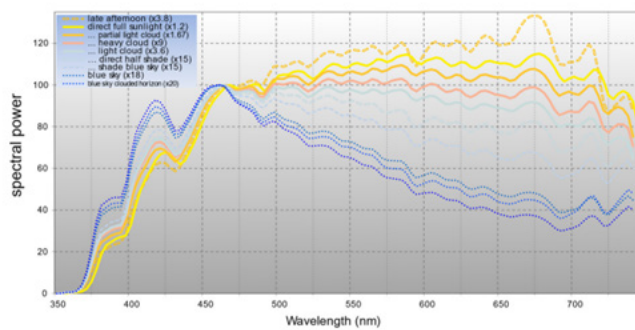
# Full Spectrum

## Full Spectrum LED

Full spectrum LED lighting is designed to replicate natural daylight and has numerous benefits. It can improve human health, enhance color perception, and promote plant growth. Full spectrum lights are often used to supplement natural daylight, helping you feel better, see better, and grow better.



The spectrum of full spectrum LED lamps simulates sunlight and can be adjusted to match the light intensity and color temperature of different times of the day and seasons. This allows them to cater to the growth patterns of organisms.



The changing spectral power distribution of sunlight at various times of day and weather conditions. (Image credit: Txbangert under Creative Commons 4.0 license.)



### How does full spectrum LED lighting affect sleep?

Full spectrum LED lighting can have a significant impact on sleep quality. Light plays a central role in regulating the body's internal clock, known as the circadian rhythm, which signals when to be alert and when to rest. Exposure to natural light helps keep the circadian rhythm synchronized with sunrise and sunset, promoting wakefulness during the day and sleep at night. However, artificial light sources, including full spectrum LED lights, can disrupt this natural rhythm.

The production of melatonin, an essential sleep-promoting hormone, is closely tied to light exposure. In response to darkness, the pineal gland in the brain initiates melatonin production, which promotes drowsiness and facilitates sleep. Conversely, exposure to light, especially blue light emitted by LEDs, can suppress melatonin secretion and interfere with sleep. This can negatively affect your ability to fall asleep, remain asleep, and sleep for an extended period of time.

On the other hand, full spectrum light therapy has been found to have positive effects on sleep. Researchers have observed that full spectrum light therapy improves

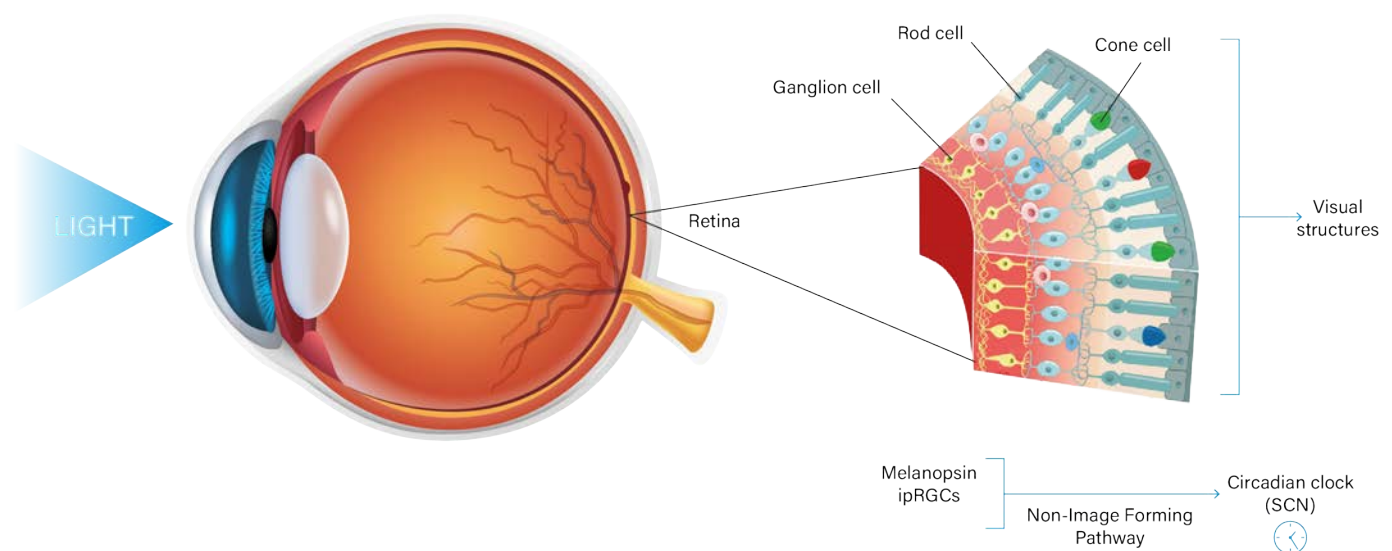
morning alertness, decreases the need for daytime sleep, increases sleep time during the night, and enhances overall sleep duration. These benefits contribute to a longer and deeper night's rest.

In summary, while exposure to natural light is beneficial for maintaining a healthy sleep-wake cycle, excessive or poorly timed artificial light exposure can disrupt circadian rhythms and melatonin production. However, full spectrum light therapy has shown promising results in improving sleep quality.



### Non-Image Forming Brain Pathways

Blue light penetrates our eyes and signals a specific set of photoreceptors present in the retinal epithelium, called ipRGCs (intrinsically photosensitive Retinal Ganglion Cells). They are one of three types of photoreceptors in the retina, along with rods and cones. See below figure. Rods and cones are the main image forming receptors.



# CIC Green

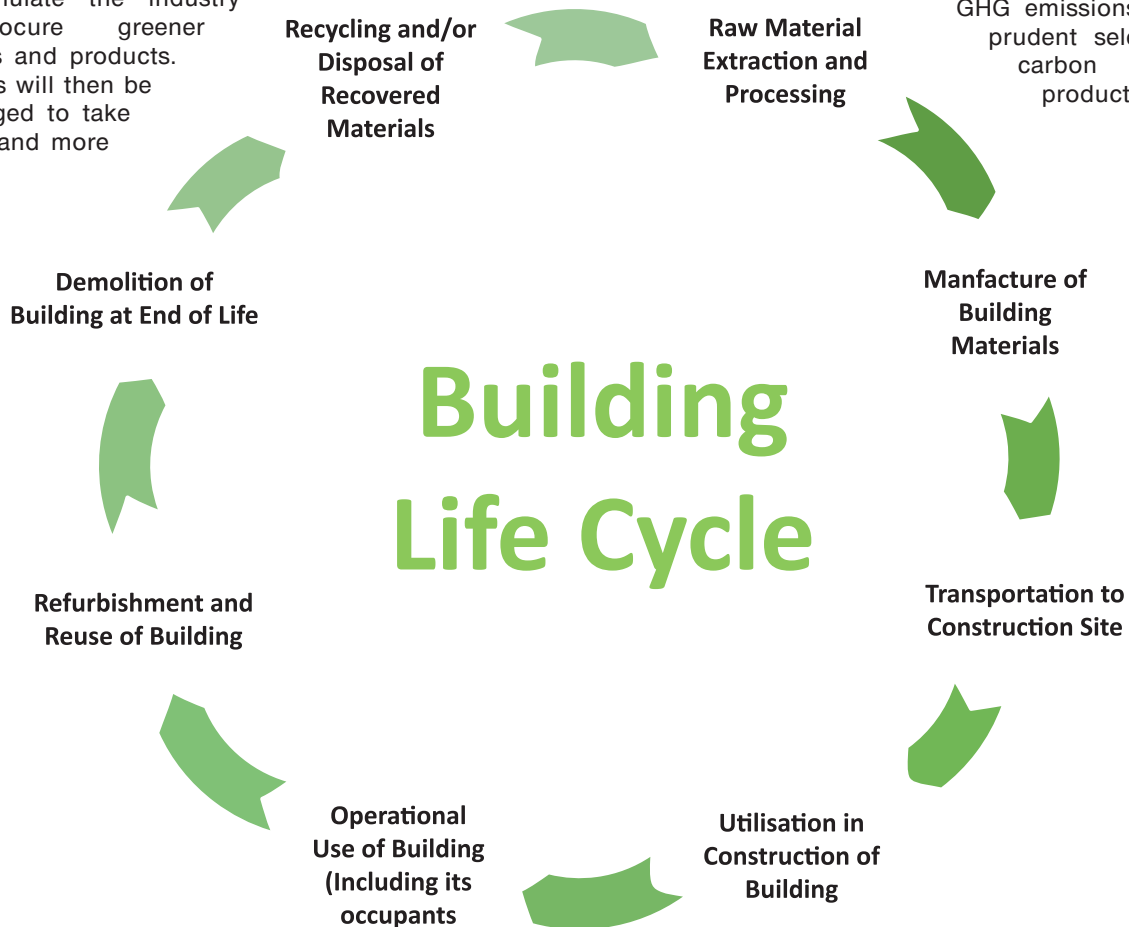


The Construction Industry Council (CIC) and the Hong Kong Green Building Council (HKGBC) are the authoritative organisations leading the construction and green building industries in Hong Kong. With their strong backings, CIC Green Product Certification will be developed as the primary certification scheme serving the local building and construction industry. Certification schemes assessing sustainable building and construction materials / products are not uncommon but they generally lack clear indications to differentiate the eco standards and hence do not help in the promotion and development of sustainable materials and products. Certification schemes also often focus relatively narrowly on certain aspects. CIC Green Product Certification is a comprehensive approach which evaluates multiple aspects such as carbon footprint, greenhouse gases emission, human toxicity, resource consumption, ecosystem impact etc. It provides a transparent platform whereby all stakeholders are informed on the sustainable criteria. The platform will stimulate the industry to procure greener materials and products. Suppliers will then be encouraged to take greener and more

sustainable steps in their manufacturing processes. By creating a healthy competition, the industry will benefit and result in a far more greener built environment.

## About the Certification

Building and construction materials and products produce varying impacts on the environment throughout the different stages of the life cycle of buildings. CIC Green Product Certification currently comprises 28 categories catered for thorough evaluation of such environmental impacts. Climate change has become a global threat with worrying consequences for many countries. Among various economic sectors, the construction industry consumes 40% of materials entering the global economy and generates significant amounts of greenhouse gases (GHGs) - the main cause of climate change. The embodied carbon of construction materials used can contribute up to 50% of a building's lifetime carbon footprint. It is thus highly desirable to minimise the GHG emissions through the prudent selection of low carbon construction products.





**Incentive of using CIC product**  
(Up to Sep 2023)

**1. BEAM Plus New Buildings V2.0 – Materials & Waste MW9 – Use of Certified Green Products**

1 credit for having at least 5% certified green products in one (1) of the listed categories (outside surface works, building façade and structures, interior non-structural components, and building services components).

2 credits for having at least 5% certified green products in two (2) of the listed categories.

1 additional BONUS credit for having at least 5% of certified green products under Construction Industry Council (CIC) Green Product Certification.

2 additional BONUS credits for having at least 25% of certified green products under CIC Green Product Certification.

**2. BEAM Plus Existing Buildings V2.0 Comprehensive Scheme - Materials and Waste Aspects (MWA) 2 - Use of Certified Green Products**

1 Bonus credit of having 5% of the sustainable products in any one of the product categories as specified in CIC Green Product Certification.

2 Bonus credits for having 5% of certified sustainable products for at least 3 product categories (each category should have at least 5%) as specified in CIC Green Product Certification.

(\*The percentage calculation can be in mass, volume, quantity, area or dollar's value. All items including existing and newly purchased items shall be included in the calculation.)

**3. BEAM Plus Existing Buildings V2.0 Selective Scheme - Materials and Waste Aspects (MWA) 2 – Materials Purchasing Practices**

Maximum 5 credits for purchasing environmentally friendly product during refurbishment including product certified under CIC Green Product Certification.

**4. Green Item Subsidy (GIS) of Urban Renewal Authority**

CIC Green Product Certification has been accepted by URA on the Green Item Subsidy (GIS) under the Common Area Repair Works Subsidy covered by the Integrated Building Maintenance Assistance Scheme. The maximum amount of GIS is HK\$1,500 per property unit subject to a cap of HK\$600,000 per Owners' Corporation.



## Product Category

- Recessed Downlight General Lighting
- FreePlus Module
- Recessed Downlight Accent Lighting
- Surface Mounted Downlight
- Tracklight
- Magnetic Track
- Troffer & Profile System
- MR16 LED Retrofit
- LED Strip & Linear Profile

IP

IP

C/C

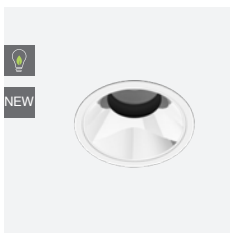
Green

Tunable

White


NEW

New Item




### Master

- p.26 | Recessed Downlight General Lighting
- p.134 | MR16 LED Retrofit



### TODO

- p.27 | Recessed Downlight General Lighting




### Planar

- p.28 | Recessed Downlight General Lighting




### Hydro LED Sq

- p.32 | Recessed Downlight General Lighting




### TINY Sq

- p.33 | Recessed Downlight General Lighting




### FreePlus XOB Module

- p.38 | FreePlus Module




### FreePlus Tunable White COB Module

- p.42 | FreePlus Module




### Space

- p.43 | FreePlus Module
- p.142 | MR16 LED Retrofit




### Glee

- p.44 | FreePlus Module
- p.64 | Recessed Downlight Accent Lighting
- p.137 | MR16 LED Retrofit




### Pin Slot

- p.48 | FreePlus Module
- p.141 | MR16 LED Retrofit




### Pin Hole Sq

- p.49 | FreePlus Module
- p.147 | MR16 LED Retrofit




### Renia

- p.50 | FreePlus Module
- p.144 | MR16 LED Retrofit



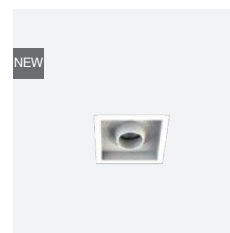
### Multi Super Mini Trimless

- p.54 | FreePlus Module
- p.151 | MR16 LED Retrofit



### CHESS

- p.60 | Recessed Downlight Accent Lighting



### Multi Cage

- p.61 | Recessed Downlight Accent Lighting
- p.135 | MR16 LED Retrofit




# LED Collection

/ Index



**Exxi**  
● p.29 | Recessed Downlight  
General Lighting




**Hydro LED Midi / Maxi**  
● p.30 | Recessed Downlight  
General Lighting



**Hydro LED Mini**  
● p.31 | Recessed Downlight  
General Lighting




**FreePlus Narrow Spot XOB Module**  
● p.39 | FreePlus Module



**FreePlus COB Module**  
● p.40 | FreePlus Module




**FreePlus Narrow Spot COB Module**  
● p.41 | FreePlus Module




**Domi/ Pomi**  
● p.45 | FreePlus Module




**Somi**  
● p.46 | FreePlus Module




**Pin Hole**  
● p.47 | FreePlus Module  
● p.140 | MR16 LED Retrofit




**Mini Trim**  
● p.51 | FreePlus Module  
● p.145 | MR16 LED Retrofit




**Mini Trim Sq**  
● p.52 | FreePlus Module  
● p.146 | MR16 LED Retrofit




**Multi Super Mini**  
● p.53 | FreePlus Module  
● p.150 | MR16 LED Retrofit



**Atec XOB**  
● p.62 | Recessed Downlight  
Accent Lighting



**Atec COB**  
● p.63 | Recessed Downlight  
Accent Lighting



**Glee Wallwasher**  
● p.65 | Recessed Downlight  
Accent Lighting  
● p.138 | MR16 LED Retrofit

## Product Category

- Recessed Downlight General Lighting
- FreePlus Module
- Recessed Downlight Accent Lighting
- Surface Mounted Downlight
- Tracklight
- Magnetic Track
- Troffer & Profile System
- MR16 LED Retrofit
- LED Strip & Linear Profile




New Item



### Glee Spot

- p.66 | Recessed Downlight Accent Lighting
- p.139 | MR16 LED Retrofit



### Mini Glee

- p.67 | Recessed Downlight Accent Lighting




### Mini Glee Spot

- p.68 | Recessed Downlight Accent Lighting



### LED EYE

- p.72 | Recessed Downlight Accent Lighting




### XITO

- p.73 | Recessed Downlight Accent Lighting




### B.Spot

- p.74 | Recessed Downlight Accent Lighting




### Multi Mini Xito Trimless

- p.78 | Recessed Downlight Accent Lighting




### Multi Mini Spot COB

- p.79 | Recessed Downlight Accent Lighting



### Multi Mini Spot COB Trimless

- p.80 | Recessed Downlight Accent Lighting



### Club COB

- p.89 | Surface Mounted Downlight



### Multi Box Lite COB

- p.90 | Surface Mounted Downlight



### Multi Box Mini XOB AT

- p.91 | Surface Mounted Downlight



### Tracbox COB IB

- p.100 | Tracklight



### Mini Armbox

- p.101 | Tracklight




### Mini IB

- p.102 | Tracklight


# LED Collection

/ Index



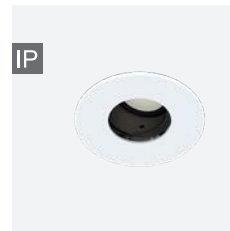
### Slim

● p.69 | Recessed Downlight  
Accent Lighting



### Slim HP

● p.70 | Recessed Downlight  
Accent Lighting



### Pin Hole Mini

● p.71 | Recessed Downlight  
Accent Lighting




### TINY COB

● p.75 | Recessed Downlight  
Accent Lighting




### Gones

● p.76 | Recessed Downlight  
Accent Lighting




### Multi Mini Xito

● p.77 | Recessed Downlight  
Accent Lighting




### Multi Mini COB AT

● p.81 | Recessed Downlight  
Accent Lighting



### Multi Mini COB Trimless AT

● p.82 | Recessed Downlight  
Accent Lighting



### Club

● p.88 | Surface Mounted  
Downlight



### Multi Box Mini COB AT

● p.92 | Surface Mounted  
Downlight




### Glek IB

● p.98 | Tracklight



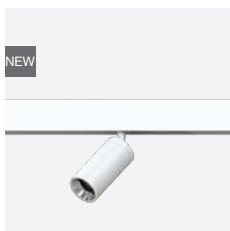
### Armbox IB

● p.99 | Tracklight




### Armbox MT

● p.106 | Magnetic Track



### Glek MT

● p.107 | Magnetic Track



### Mini Glek MT

● p.108 | Magnetic Track

## Product Category

- Recessed Downlight General Lighting
- FreePlus Module
- Recessed Downlight Accent Lighting
- Surface Mounted Downlight
- Tracklight
- Magnetic Track
- Troffer & Profile System
- MR16 LED Retrofit
- LED Strip & Linear Profile

IP

IP



CIC

Green



Tunable

White

NEW

New Item



### Magnetic Grille

● p.109 | Magnetic Track




### Magnetic Grille Adjustable

● p.110 | Magnetic Track



### Magnetic Linear

● p.111 | Magnetic Track



### DIP Tunable White (Anti Glare Microfilm with Air Slot Version)

● p.121 | Troffer &  
Profile System



### DIP (Diffuser Version)

● p.122 | Troffer &  
Profile System



### DIP (Diffuser with Air Slot Version)

● p.123 | Troffer &  
Profile System



### DIP (Metal Mesh Hole with Air Slot Version)

● p.127 | Troffer &  
Profile System




### S-Extal G3

● p.128 | Troffer &  
Profile System




### B-Extal

● p.129 | Troffer &  
Profile System




### Atec

● p.143 | MR16 LED Retrofit



### Multi Mini AT

● p.148 | MR16 LED Retrofit



### Multi Mini Trimless AT

● p.149 | MR16 LED Retrofit



# LED Collection

/ Index



### Line 40

● p.118 | Troffer & Profile System



### Line 60

● p.118 | Troffer & Profile System



### Line 80

● p.120 | Troffer & Profile System



### DIP

(Anti Glare Microfilm Version)

● p.124 | Troffer & Profile System



### DIP

(Anti Glare Microfilm with Air Slot Version)

● p.125 | Troffer & Profile System



### DIP


(Metal Mesh Hole Version)

● p.126 | Troffer & Profile System



### B-Extal Tunable White

● p.130 | Troffer & Profile System



### Multi Cage AT

● p.135 | MR16 LED Retrofit



### Tracfit

● p.136 | MR16 LED Retrofit



### Cybox Mini

● p.152 | MR16 LED Retrofit



### Multi Box Mini AT

● p.153 | MR16 LED Retrofit

## Product Category

● Recessed Downlight General Lighting

● FreePlus Module

● Recessed Downlight Accent Lighting

● Surface Mounted Downlight

● Tracklight

● Magnetic Track

● Troffer & Profile System

● MR16 LED Retrofit

● LED Strip & Linear Profile

IP

IP

C/C

Green

Tunable

White

NEW

New Item



### SurfWash

● p.160 | LED Strip & Linear Profile



### P-Bar G3

● p.162 | LED Strip & Linear Profile



### P-Bar Lite G3

● p.163 | LED Strip & Linear Profile



### LEDStrip Stick Mini

● p.170 | LED Strip & Linear Profile




### LEDStrip Corner Mini

● p.172 | LED Strip & Linear Profile



### Neon Strip 1010

● p.174 | LED Strip & Linear Profile



### LEDStrip HE

● p.180 | LED Strip & Linear Profile




### LEDStrip Mini

● p.182 | LED Strip & Linear Profile



### LEDStrip Duo

● p.184 | LED Strip & Linear Profile



### RGB LED Strip

● p.192 | LED Strip & Linear Profile



### RGBW LED Strip

● p.194 | LED Strip & Linear Profile



### LEDStrip S Pro

● p.196 | LED Strip & Linear Profile



### LEDStrip N Stick

● p.204 | LED Strip & Linear Profile



### LEDStrip Pro Corner

● p.206 | LED Strip & Linear Profile

# LED Collection

/ Index



**LEDStrip Thin**  
● p.164 | LED Strip & Linear Profile



**LEDStrip Unit**  
● p.166 | LED Strip & Linear Profile



**LEDStrip COB**  
● p.168 | LED Strip & Linear Profile



**Neon Strip 1220**  
● p.175 | LED Strip & Linear Profile



**Neon Strip 1616**  
● p.176 | LED Strip & Linear Profile




**LEDStrip**  
● p.178 | LED Strip & Linear Profile



**CC LED Strip**  
● p.186 | LED Strip & Linear Profile



**LED Vertical Strip**  
● p.188 | LED Strip & Linear Profile



**LEDStrip Dual**  
● p.190 | LED Strip & Linear Profile



**LEDStrip Pro**  
● p.198 | LED Strip & Linear Profile



**LEDStrip Stick**  
● p.200 | LED Strip & Linear Profile



**LEDStrip L Pro**  
● p.202 | LED Strip & Linear Profile





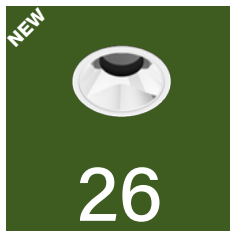
UMBRELLA DRYER 雨傘除水器

Place the umbrella inside the dryer and shake it 3 to 5 times  
請將雨傘放入除水器內並左右搖動三至五次




# Recessed Downlight - General Lighting

/ Index



Master



TODO



Planar




Exxi




Hydro LED Midi /  
Maxi



Hydro LED Mini



Hydro LED Sq



TINY Sq



# *Insider Focal*

---

***Exxi***



***LED Module Replaceable System***

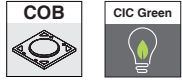
**E**xxi is designed to provide a perfect glare control whilst providing a wide range of beam angle options, it adds an extra layer of ambient lighting to any retail or hospitality spaces.

The improved version of Exxi recessed downlight is now equipped with Xicato LED chips, supporting the luminaire's performance with its industry leading colour consistency and advance lighting specification.



# Master

- Recessed downlight for LED module
  - Beam angle available in 15°, 24°, 36°
  - Aluminium trim available in 2 colours options
  - Tilting and rotation allowed
  - Polycarbonate reflector with 2 colours options
  - Separate order of remote LED driver available upon request
- \* CIC version only available on CRI 90



**NEW**

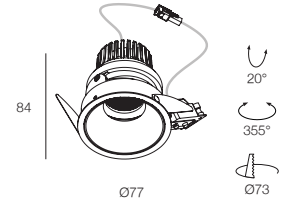


**Adjustable Version**

**MX 7501 - G7** - [ ] - [ ] - [ ] - [ ]

Code	CRI	Code	CCT	Code	Beam Angle	Code	Colour
8	80	27	2700K	15	15°	82	White Trim & Dark Chrome Reflector
9	90	30	3000K	24	24°	84	White Trim & Chrome Reflector
		35	3500K	36	36°	12	Black Trim & Dark Chrome Reflector
		40	4000K			14	Black Trim & Chrome Reflector

- 10.8W 300mA 1571lm, CRI80 COB LED
- 10.8W 300mA 1279lm, CRI90 COB LED



**NEW**

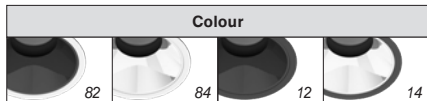
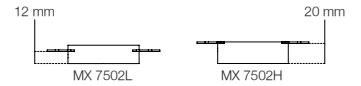
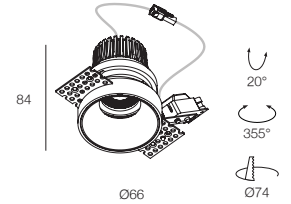


**Adjustable Trimless Version**

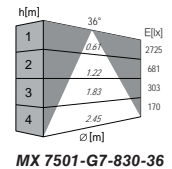
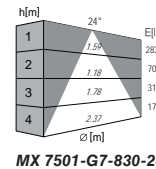
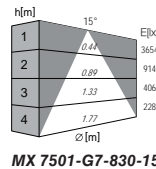
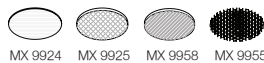
**MX 7502** [ ] - G7 - [ ] - [ ] - [ ] - [ ]

Code	Ceiling Height	Code	CRI	Code	CCT	Code	Beam Angle	Code	Colour
H	20	8	80	27	2700K	15	15°	82	White Installation Kit & Dark Chrome Reflector
L	12	9	90	30	3000K	24	24°	84	White Installation Kit & Chrome Reflector
				35	3500K	36	36°		
				40	4000K				

- 10.8W 300mA 1571lm, CRI80 COB LED
- 10.8W 300mA 1279lm, CRI90 COB LED



Accessories See Page 156



**LED Driver**

Ordering Code	Driving Power Range	Matching with LED Fitting	Output Current	Wiring Box Dimension(mm) (L) x (W) x (H)	Cut Hole (mm)
<b>EC LED-300mA-12-DN(42)</b>	8 - 12W	COB Module	300mA	220 x 45 x 30	Ø54
<b>EC LED-SETmA-M20D-MiAM-TCI(40)</b>	6 - 15W		300mA, 1-10V Dimmable	250 x 65 x 40	Ø78 require access panel



# TODO

- Recessed downlight for COB LED
- Die cast aluminium trim
- Beam angle available in 12°, 22°, 35°
- Separate order of remote LED driver is available upon request

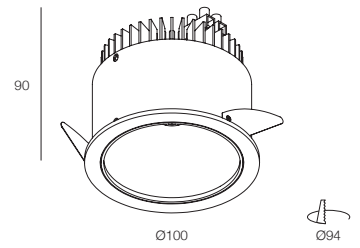


*Downlight version*

**MX 7380 - G6 - [ ] - [ ] - 80**

Code	CCT	Code	Beam Angle
827	2700K	12	12°
830	3000K	22	22°
835	3500K	35	35°
840	4000K		

17.8W 550mA 2847lm COB LED

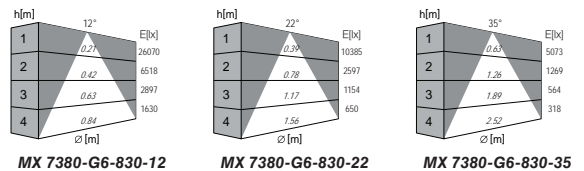
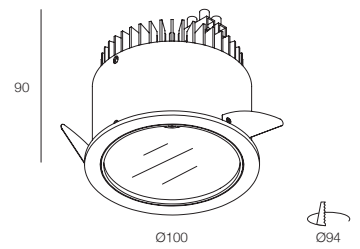


*Downlight Version with Cover Glass, IP44*

**MX 7380C - G6 - [ ] - [ ] - 80**

Code	CCT	Code	Beam Angle
827	2700K	12	12°
830	3000K	22	22°
835	3500K	35	35°
840	4000K		

17.8W 550mA 2847lm COB LED



LED Driver

Ordering Code	Driving Power Range	Matching with LED Fitting	Output Current	Wiring Box Dimension(mm) (L) x (W) x (H)	Cut Hole (mm)
<b>EC LED-550mA-20-DN(40)</b>	14 - 22W	TODO 17.8W	550mA	250 x 65 x 40	Ø78
<b>EC LED-SETmA-M20D-MiAM-TCI(40)</b>	2 - 20W		550mA, 1-10V Dimmable		

# Planar

- Recessed downlight for COB LED
- Die cast aluminium trim
- 99.9% high purity aluminium reflector
- High performance polycarbonate diffuser
- Separate order of remote LED driver is available upon request

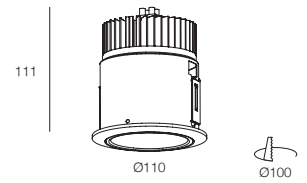


## Planar Mini

**MX 5397 - G6** -   -

Code	CCT	Code	Reflector Colour
827	2700K	84	Silver
830	3000K	85	Gold
835	3500K		
840	4000K		

12.3W 400mA 2168lm COB LED

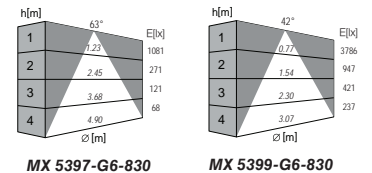
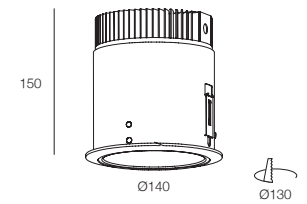


## Planar MiDi

**MX 5399 - G6** -   -

Code	CCT	Code	Reflector Colour
827	2700K	84	Silver
830	3000K	85	Gold
835	3500K		
840	4000K		

17.8W 550mA 2847lm COB LED



## LED Driver

Ordering Code	Driving Power Range	Matching with LED Fitting	Output Current	Wiring Box Dimension(mm) (L) x (W) x (H)	Cut Hole (mm)
<b>EC LED-400mA-20-DN(40)</b>	10 - 16W	Planar 12.3W	400mA	250 x 65 x 40	Ø78
<b>EC LED-SETmA-M20D-MiAM-TCI(40)</b>	6 - 20W		400mA, 1-10V Dimmable		
<b>EC LED-550mA-20-DN(40)</b>	14 - 22W	Planar 17.8W	550mA		
<b>EC LED-SETmA-M20D-MiAM-TCI(40)</b>	2 - 20W		550mA, 1-10V Dimmable		

# Exxi

- Recessed downlight for LED Module
- Die cast aluminium trim
- Polycarbonate reflector in silver vacuum plating
- Separate order of remote LED driver is available upon request



### Standard Series

**MX 7376 - G6 - [ ] - 52 - 84**

Code	CRI	Code	CCT
8	80	27	2700K
9	90	30	3000K
		35	3500K
		40	4000K

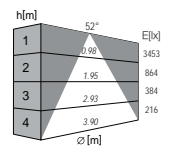
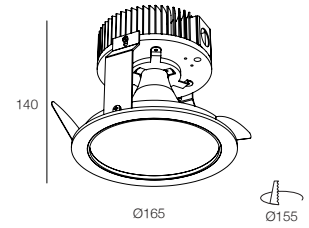
- 23.2W 700mA 4367lm, CRI80 COB LED
- 23.2W 700mA 3545lm, CRI90 COB LED

### Full Spectrum Series

**MX 7376 - G6 - F [ ] - 52 - 84**

Code	CCT
27	2700K
30	3000K
35	3500K
40	4000K

- 23.8W 700mA 2942lm, CRI95 COB LED



MX 7376 - 65 - F40 - 52

### LED Driver

Ordering Code	Driving Power Range	Matching with LED Fitting	Output Current	Wiring Box Dimension (mm) (L) x (W) x (H)	Cut Hole (mm)
<b>EC LED-SETmA-M40-PF-TCI(40)</b>	6 - 40W	EXXI COB 23.2W, 23.8W	700mA	250 x 65 x 40	Ø78
<b>EC LED-SETmA-M40D-MW(40)</b>	2 - 40W		700mA, 1-10V Dimmable	250 x 65 x 40	Ø78

# Hydro LED Midi / Maxi

- Recessed downlight for LED Module
- White die cast aluminium trim
- 99.9% high purity aluminium reflector
- High performance polycarbonate diffuser
- Separate order of remote LED driver is available upon request
- High output version on request

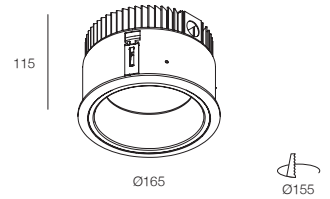


## Hydro LED Midi

**MX 7352 - G5** - □□□□ - □□

Code	CCT	Code	Reflector Colour
827	2700K	84	Silver
830	3000K	86	Sandblasted Silver
835	3500K		
840	4000K		

12.8W 350mA 2128lm SMD LED

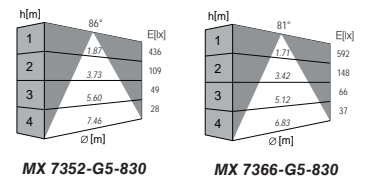
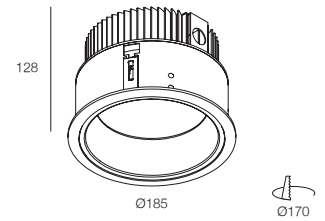


## Hydro LED Maxi

**MX 7366 - G5** - □□□□ - □□

Code	CCT	Code	Reflector Colour
827	2700K	84	Silver
830	3000K	86	Sandblasted Silver
835	3500K		
840	4000K		

21.7W 700mA 3631lm SMD LED



## LED Driver

Ordering Code	Driving Power Range	Matching with LED Fitting	Output Current	Wiring Box Dimension (mm) (L) x (W) x (H)	Cut Hole (mm)
<b>EC LED-350mA-12-DN(42)</b>	9 - 14W	Hydro LED 12.8W	350mA	220 x 45 x 30	Ø54
<b>EC LED-SETmA-M20D-MiAM-TCI(40)</b>	6 - 17W		350mA, 1-10V Dimmable	250 x 65 x 40	Ø78
<b>EC LED-700mA-30-DN(40)</b>	18 - 29W	Hydro LED 21.7W	700mA	250 x 65 x 40	Ø78
<b>EC LED-SETmA-M32D-DJU-TCI(13)</b>	2 - 32W		700mA, 1-10V Dimmable	180 x 75 x 44	Ø84



# Hydro LED Mini

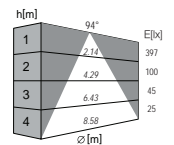
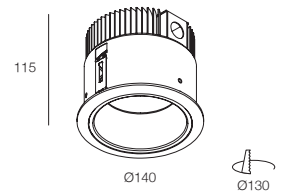
- Recessed downlight for LED Module
- White die cast aluminium trim
- 99.9% high purity aluminium reflector
- High performance polycarbonate diffuser
- Separate order of remote LED driver is available upon request
- High output version on request



MX 7350 - G5 -  -

Code	CCT	Code	Reflector Colour
827	2700K	84	Silver
830	3000K	86	Sandblasted Silver
835	3500K		
840	4000K		

10.6W 350mA 1730lm SMD LED



MX 7350-G5-830

LED Driver

Ordering Code	Driving Power Range	Matching with LED Fitting	Output Current	Wiring Box Dimension(mm) (L) x (W) x (H)	Cut Hole (mm)
<b>EC LED-350mA-12-DN(42)</b>	9 - 14W	HydroLED Mini 10.6W	350mA	220 x 45 x 30	Ø54
<b>EC LED-SETmA-M20D-MiAM-TCI(40)</b>	6 - 17W		350mA, 1-10V Dimmable	250 x 65 x 40	Ø78

# Hydro LED Sq

- Recessed downlight for LED Module
- Die cast aluminium trim
- 99.9% high purity aluminium reflector
- Separate order of remote LED driver is available upon request
- High output version on request

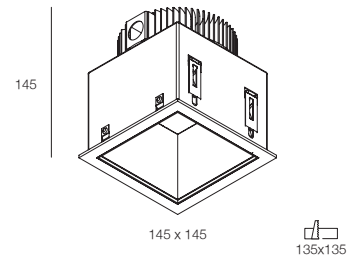


*Downlight Version, Visual Comfort*

**MX 7395 - G5** - □□□□ - □□

Code	CCT	Code	Reflector Colour
827	2700K	84	Silver
830	3000K	86	Sandblasted Silver
835	3500K		
840	4000K		

11.8W 350mA 2130lm SMD LED

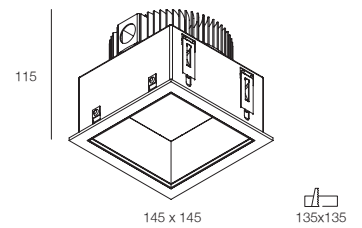


*Downlight version*

**MX 7396 - G5** - □□□□ - □□

Code	CCT	Code	Reflector Colour
827	2700K	84	Silver
830	3000K	86	Sandblasted Silver
835	3500K		
840	4000K		

11.8W 350mA 2130lm SMD LED

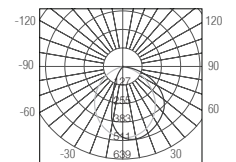
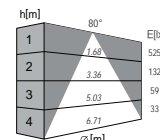
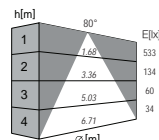

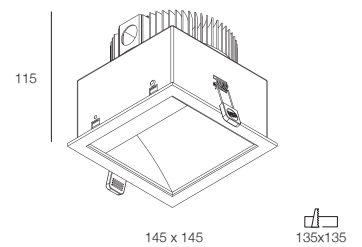


*Wallwasher Version*

**MX 7397 - G5** - □□□□ - □□

Code	CCT	Code	Reflector Colour
827	2700K	84	Silver
830	3000K	86	Sandblasted Silver
835	3500K		
840	4000K		

11.8W 350mA 2130lm SMD LED

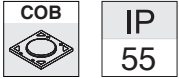


LED Driver

Ordering Code	Driving Power Range	Matching with LED Fitting	Output Current	Wiring Box Dimension(mm) (L) x (W) x (H)	Cut Hole (mm)
<b>EC LED-350mA-12-DN(42)</b>	9 - 14W	Hydro LED Sq 11.8W	350mA	220 x 45 x 30	Ø54
<b>EC LED-SETmA-M20D-MiAM-TCI(40)</b>	6 - 17W		350mA, 1-10V Dimmable	250 x 65 x 40	Ø78

# TINY Sq

- Recessed downlight for COB LED
- Die cast aluminium trim
- 99.9% high purity aluminium reflector
- High performance polycarbonate diffuser
- Separate order of remote LED driver is available upon request
- IP55 Version with clear tempered glass diffuser

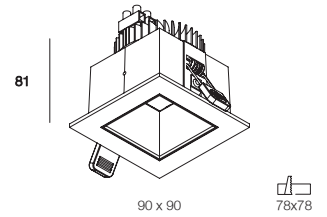


### Standard Version

**MX 7319 - G6** - □□□ - □□□

Code	CRI	Code	CCT	Code	Colour
8	80	27	2700K	84	White Trim & Silver Reflector
9	90	30	3000K	86	White Trim & Matt Silver Reflector
		35	3500/k		
		40	4000K		

- 12.2W 350mA, 1995lm CRI80 COB
- 12.2W 350mA, 1620lm CRI90 COB

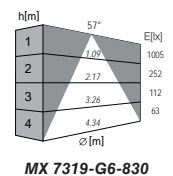

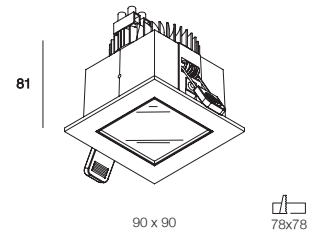


### IP55 version

**MX 7319C - G6** - □□□ - □□□

Code	CRI	Code	CCT	Code	Colour
8	80	27	2700K	84	White Trim & Silver Reflector
9	90	30	3000K	86	White Trim & Matt Silver Reflector
		35	3500/k		
		40	4000K		

- 12.2W 350mA, 1995lm CRI80 COB
- 12.2W 350mA, 1620lm CRI90 COB



### LED Driver

Ordering Code	Driving Power Range	Matching with LED Fitting	Output Current	Wiring Box Dimension(mm) (L) x (W) x (H)	Cut Hole (mm)
<b>EC LED-350mA-12-DN(42)</b>	9 - 14W	TINY Sq 12.2W	350mA	220 x 45 x 30	Ø54
<b>EC LED-SETmA-M20D-MiAM-TCI(40)</b>	6 - 17W		350mA, 1-10V Dimmable	250 x 65 x 40	Ø78





# FreePlus Module

/ Index



38

FreePlus  
XOB Module



39

FreePlus  
Narrow Spot  
XOB Module



40

FreePlus  
COB Module



41

FreePlus  
Narrow Spot  
COB Module



42

FreePlus  
Tunable White  
COB Module



43

Space



44

Glee



45

Domi/ Pomi



46

Somi



47

Pin Hole



48

Pin Slot



49

Pin Hole Sq



50

Renia



51

Mini Trim



52

Mini Trim Sq



53

Multi Super Mini



54

Multi Super Mini  
Trimless



# *Insider Focal*

---

## *FreePlus*

### *LED Module Replaceable System*

**F**reePlus LED module is compatible with 13 series in the Milux Collection. The FreePlus modules also offer a wide range of options on CCT, CRI, LED Technology, Beam Angle and Efficacy.

The FreePlus LED module is a complete solution to any project type that needs to satisfy a wide range of parameters, whilst providing flexibility to replace the LED module for maintenance.

## *Pin Hole*

### *Glare Controlled Downlight*

Designed with excellent glare control in mind, Pin Hole is equipped with a deep-set reflector and offers a wide range of outputs, colour rendering options, trim shapes, finishing and accessories.

The Pin Hole range allows a maximum of 30° tilting angle movement. Combined with the glare-free surface with precise optics, the design merges seamlessly into the interior thus creating an elegant lighting environment. Suitable for restaurants, museums, galleries and fashion retailers which demands for excellent glare control.



## *Mini Trim*

### *Ultra-Slim Design*

The Mini Trim range is available in both round and square recess option, offering energy-efficient, precision lighting for accent or task applications.

The luminaires emphasises an ultra-thin and a sleek design, delivering a compact aesthetic to any interiors.

# FreePlus XOB Module

- Premium LED module Powered by XiCato**
- High Colour Consistency, 1x2 MacAdam Ellipses
  - 3 Types of Light: CRI90, CRI95, Vibrant Series
  - 4 CCT Options: 2700K, 3000K, 3500K, 4000K
  - Projected Life Time 50K Hours L70, B0, F0

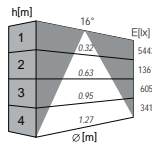
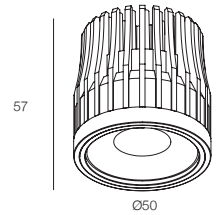


## XOB Module CRI90

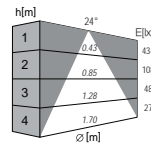
..... - **09OB90**   - **G7** -   - ...

Code	CCT	Code	Beam Angle
27	2700K	16	16°
30	3000K	24	24°
35	3500K	36	36°
40	4000K		

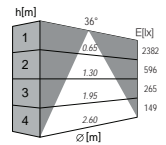
8.2W 240mA 1059lm, CRI90



XOB Module CRI90 16°



XOB Module CRI90 24°



XOB Module CRI90 36°

## CRI 95+ XOB Module CRI95

..... - **09OB95**   - **G7** -   - ...

Code	CCT	Code	Beam Angle
27	2700K	16	16°
30	3000K	24	24°
35	3500K	36	36°
40	4000K		

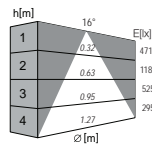
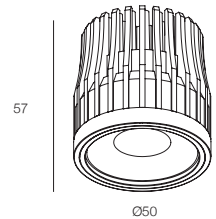
8.2W 240mA 979lm, CRI95

## CRI 95+ XOB Module Vibrant V9

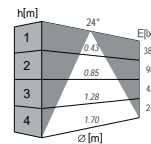
..... - **09OBV9530** - **G6** -   - ...

Code	Beam Angle
16	16°
24	24°
36	36°

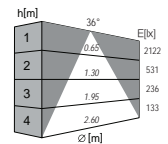
8.2W 240mA 1059lm, CRI90



XOB Module CRI95/ V9 16°



XOB Module CRI95/ V9 24°



XOB Module CRI95/ V9 36°

## LED Driver


Ordering Code	Driving Power Range	Matching with LED Fitting	Output Current	Wiring Box Dimension(mm) (L) x (W) x (H)	Cut Hole (mm)
<b>EC LED-240mA-12-DN(42)</b>	6 - 10W	XOB Module 8.2W	240mA	220 x 45 x 30	Ø54
<b>EC LED-SETmA-M20D-MiAM-TCI(40)</b>	5 - 13W	XOB Module 8.4W	250mA, 1-10V Dimmable	250 x 65 x 40	Ø78



# FreePlus Narrow Spot XOB Module

**Perfect Field Angle LED module Powered by XICATO**

- High Colour Consistency, 1x2 MacAdam Ellipses
- 3 Types of Light: CRI 90, CRI 95, Vibrant Series
- Narrow Spot with 12° beam angle
- Field/ Beam Ratio 2.0
- 4 CCT Options: 2700K, 3000K, 3500K, 4000K
- Projected Life Time 50K Hours L70, B0, F0

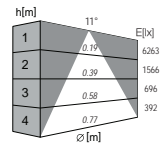
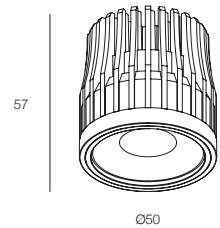


## Narrow Spot XOB Module CRI90

..... - **06OB90**   - **G7 - 12** - ...

Code	CCT
27	2700K
30	3000K
35	3500K
40	4000K

7.6W 240mA 846lm, CRI90



XOB Narrow Spot CRI90

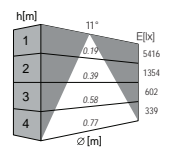
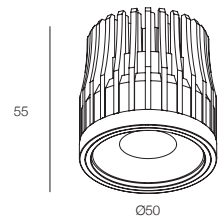
**CRI 95+** XOB Module CRI95  
..... - **09OB90**   - **G7 - 11** - ...

Code	CCT
27	2700K
30	3000K
35	3500K
40	4000K

7.2W 240mA 774lm, CRI95

**CRI 95+** XOB Module Vibrant V9  
..... - **09OBV9530** - **G6 - 11** - ...

**GAI 104** 7.2W 240mA 772lm, CRI95



XOB Narrow Spot CRI95/ Vibrant V9

## LED Driver

Ordering Code	Driving Power Range	Matching with LED Fitting	Output Current	Wiring Box Dimension(mm) (L) x (W) x (H)	Cut Hole (mm)
<b>EC LED-240mA-12-DN(42)</b>	6 - 10W	Narrow Spot XOB Module 7.2W	240mA	220 x 45 x 30	Ø54
<b>EC LED-SETmA-M20D-MiAM-TCI(40)</b>	5 - 13W	Narrow Spot XOB Module 7.9W	250mA, 1-10V Dimmable	250 x 65 x 40	Ø78

# FreePlus COB Module

LED Module Powered by **bridgelux**

- Full Beam Angle Options: Narrow, Medium, Wide
- 4 CCT Options: 2700K, 3000K, 3500K, 4000K
- SDCM 3 MacAdam Ellipses
- Projected Life Time 50K hours L70

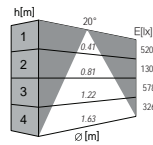
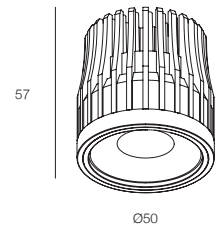


## COB Module CRI80

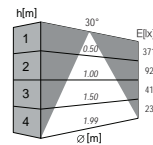
..... - G7 - [ ] [ ] - [ ] [ ]

Code	CCT	Code	Beam Angle
827	2700K	20	20°
830	3000K	30	30°
835	3500K	40	40°
840	4000K		

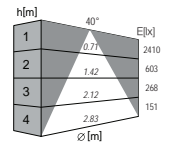
9.2W 300mA 1641lm, CRI80



COB Module CRI80 20°



COB Module CRI80 30°



COB Module CRI80 40°

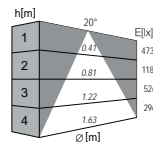
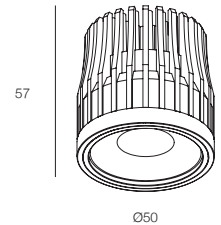
CRI 90

## COB Module CRI90

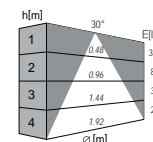
..... - G7 - [ ] [ ] - [ ] [ ]

Code	CCT	Code	Beam Angle
927	2700K	20	20°
930	3000K	30	30°
935	3500K	40	40°
940	4000K		

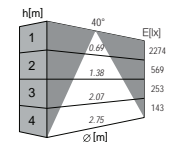
9.2W 300mA 1329lm, CRI90



COB Module CRI90 20°



COB Module CRI90 30°



COB Module CRI90 40°


## LED Driver

Ordering Code	Driving Power Range	Matching with LED Fitting	Output Current	Wiring Box Dimension(mm) (L) x (W) x (H)	Cut Hole (mm)
EC LED-300mA-12-DN(42)	8 - 12W	COB Module 9.2W	300mA	220 x 45 x 30	Ø54
EC LED-SETmA-M20D-MiAM-TCI(40)	6 - 15W		300mA, 1-10V Dimmable	250 x 65 x 40	Ø78

# FreePlus Narrow Spot COB Module

LED Module Powered by 

- Narrow Spot with 11° beam angle
- Field/ Beam Ratio 1.8
- 4 CCT Options: 2700K, 3000K, 3500K, 4000K
- SDCM 3 MacAdam Ellipses
- Projected Life Time 50K hours L70

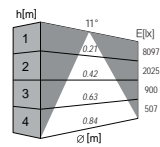
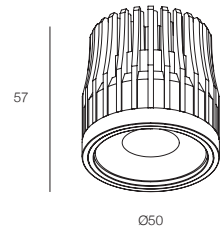


## Narrow Spot COB Module CRI80

..... - V6G7 - [ ] [ ] - 11 - ...

Code	CCT
827	2700K
830	3000K
835	3500K
840	4000K

 8.4W 240mA 1282lm, CRI80



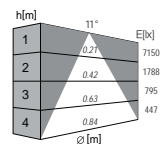
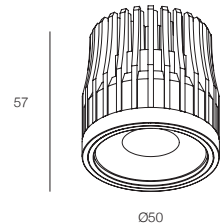
Narrow Spot COB Module CRI80

## CRI 90 Narrow Spot COB Module CRI90

..... - V6G7 - [ ] [ ] - 11 - ...

Code	CCT
927	2700K
930	3000K
935	3500K
940	4000K

 8.4W 240mA 1041lm, CRI90



Narrow Spot COB Module CRI90

### LED Driver

Ordering Code	Driving Power Range	Matching with LED Fitting	Output Current	Wiring Box Dimension(mm) (L) x (W) x (H)	Cut Hole (mm)
<b>EC LED-240mA-12-DN(42)</b>	6 - 10W	Narrow Spot COB Module 8.4W	240mA	220 x 45 x 30	Ø54
<b>EC LED-SETmA-M20D-MiAM-TCI(40)</b>	5 - 13W	Narrow Spot COB Module 8.8W	250mA, 1-10V Dimmable	250 x 65 x 40	Ø78

# FreePlus Tunable White COB Module

LED Module Powered by **bridgelux**.

- Full Beam Angle Options: Narrow, Medium Beam
- CCT vary from 2700K to 6500K
- SCDM 3 MacAdam Ellipses
- Projected Life Time 50K hours L70

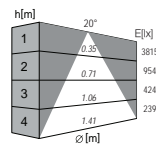
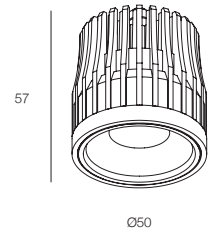
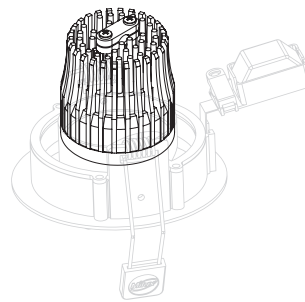


## COB Reflector Module 2700K to 6500K

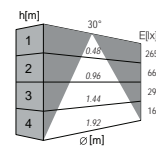
..... - G7 - TW9 -  - ...

Code	Beam Angle
20	20°
30	30°
40	40°

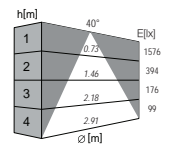
● 9W 500mA 927lm, CRI93



FreePlus Tunable White  
CRI93, 3000K 20°



FreePlus Tunable White  
CRI93, 3000K 30°



FreePlus Tunable White  
CRI93, 3000K 40°


### LED Driver

Ordering Code	Driving Power Range	Matching with LED Fitting	Output Current	Wiring Box Dimension(mm) (L) x (W) x (H)	Cut Hole (mm)
EC LED-SETmA-M20DaTW-LT(40)	5 - 20W	COB Module 9W	500mA, DALI (DT8)	250 x 65 x 40	Ø78



# Space

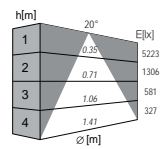
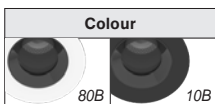
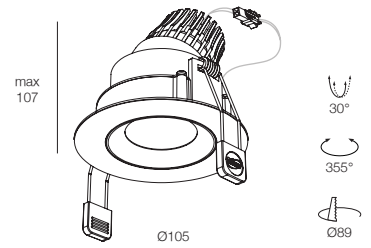
- Recessed downlight for COB LED
- Die cast aluminium trim
- Polycarbonate reflector in vacuum plating
- Separate order of remote LED driver is available



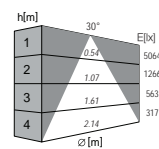
**MX 7407 - ..... -**

*\*Please refer to P.38-42 for the FreePlus Module Matrix*

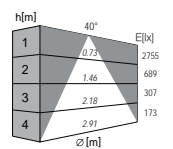
Code	Colour
<b>80B</b>	White
<b>10B</b>	Black



**MX 7407-G7-830-20**



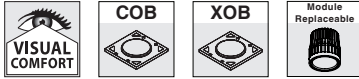
**MX 7407-G7-830-30**



**MX 7407-G7-830-40**

# Glee

- Recessed downlight for FreePlus Module
- Die cast aluminium trim
- Polycarbonate secondary optics with various colours options
- Downlight and wallwasher version available
- Separate order of remote LED driver available upon request


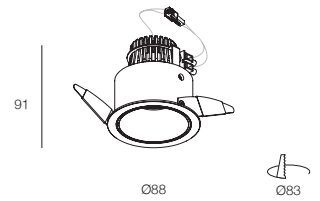


### Downlight Version

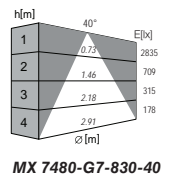
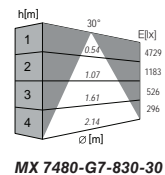
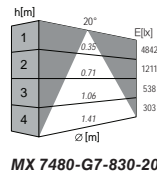
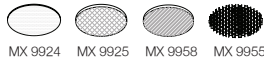
**MX 7480** - ..... -

\*Please refer to P.38-42 for the FreePlus Module Matrix

Code	Colour
<b>82</b>	White Trim & Black Reflector
<b>84</b>	White Trim & Silver Reflector
<b>86</b>	White Trim & Sandblasted Reflector
<b>89</b>	White Trim & Rose Gold Reflector



Accessories See Page 156

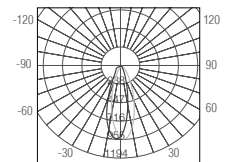
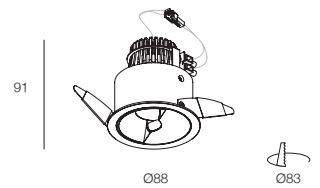



### Wallwasher Version

**MX 7467** - ..... - **84**

\*Please refer to P.38-42 for the FreePlus Module Matrix

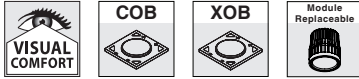
\*Only for COB 30° and XOB 24° Beam Angle Module



**MX 7467-FP-G7-830-30-84**

# Domi/ Pomi

- Recessed downlight for FreePlus module
- Die cast aluminium trim
- Separate order of remote LED driver available upon request

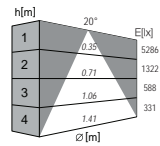
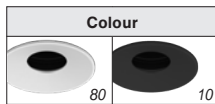
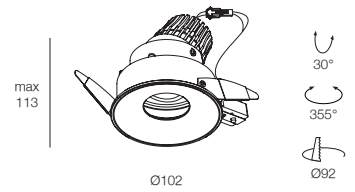


## Domi Version

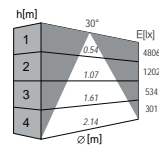
**MX 7450** - ..... -

\*Please refer to P.38-42 for the FreePlus Module Matrix

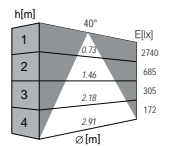
Code	Colour
80	White
10	Black



MX 7450-G7-830-20



MX 7450-G7-830-30



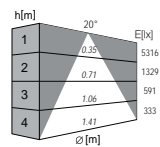
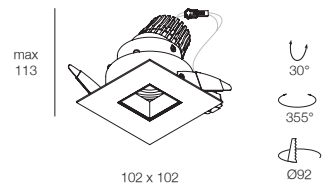
MX 7450-G7-830-40

## Pomi Square Trim Version

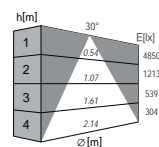
**MX 7452** - ..... -

\*Please refer to P.38-42 for the FreePlus Module Matrix

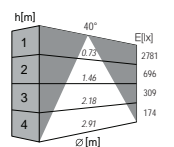
Code	Colour
82	White
12	Black



MX 7452-G7-830-20



MX 7452-G7-830-30



MX 7452-G7-830-40

# Somi

- Recessed downlight for FreePlus module
- Die cast aluminium trim
- Separate order of remote LED driver available

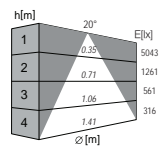
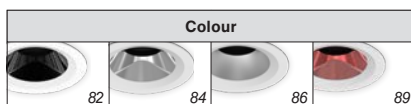
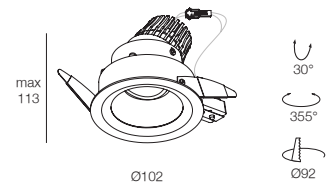


## Somi Replaceable Reflector Version

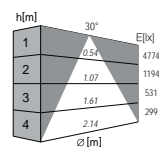
**MX 7451 - ..... - □□**

\*Please refer to P.38-42 for the FreePlus Module Matrix

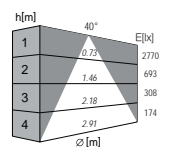
Code	Reflector Colour
<b>82</b>	White Trim Black Reflector
<b>84</b>	White Trim Silver Reflector
<b>86</b>	White Trim Sandblasted Silver Reflector
<b>89</b>	White Trim Rose Gold Reflector



**MX 7451-G7-830-20**



**MX 7451-G7-830-30**

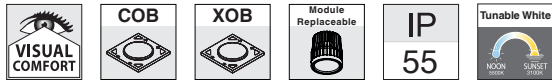



**MX 7451-G7-830-40**



# Pin Hole

- Recessed downlight for FreePlus module
- Adjustable and fixed version available
- Die cast aluminium body available in 2 colours
- Separate order of remote LED driver available upon request

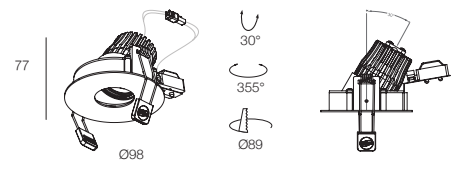


### Adjustable Version

**MX 7425** - [ ] - [ ]

Code	Colour	Code	Colour
-Blank	Standard Mount	80	White
F	Flush Mount Kit/ Installation Kit	10	Black

*\*Please refer to P.38-42 for the FreePlus Module Matrix*

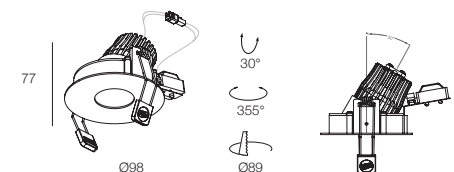


### Adjustable Version with Cover Glass, IP55

**MX 7425C** - [ ] - [ ]

Code	Colour	Code	Colour
-Blank	Standard Mount	80	White
F	Flush Mount Kit/ Installation Kit	10	Black

*\*Please refer to P.38-42 for the FreePlus Module Matrix*

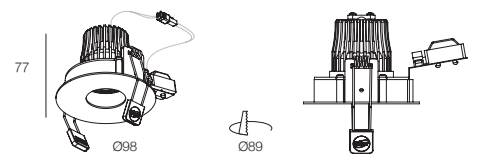


### Fixed Version

**MX 7426** - [ ] - [ ]

Code	Colour	Code	Colour
-Blank	Standard Mount	80	White
F	Flush Mount Kit/ Installation Kit	10	Black

*\*Please refer to P.38-42 for the FreePlus Module Matrix*

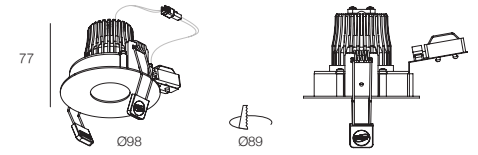


### Fixed Version with Cover Glass, IP55

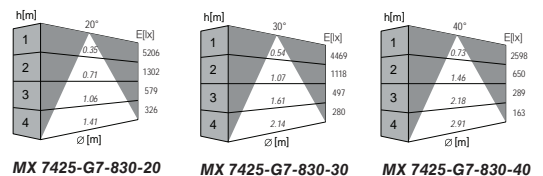

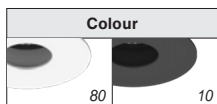
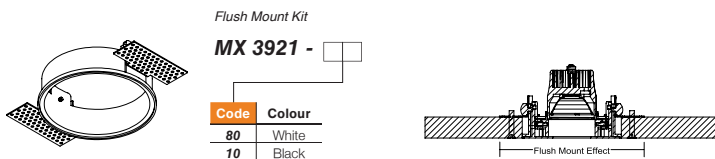
**MX 7426C** - [ ] - [ ]

Code	Colour	Code	Colour
-Blank	Standard Mount	80	White
F	Flush Mount Kit/ Installation Kit	10	Black

*\*Please refer to P.38-42 for the FreePlus Module Matrix*

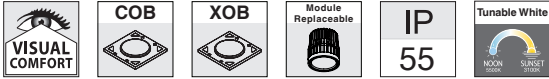



### Accessory (\*Match with Flush Mount Kit/ Installation Kit Version)



# Pin Slot

- Recessed downlight for FreePlus module
- Adjustable version
- Die cast aluminium body available in 2 colours
- Separate order of remote LED driver available upon request

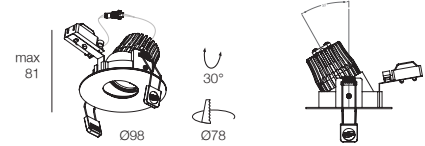


### Adjustable Version

**MX 7427** - [ ] - [ ]

Code	Colour	Code	Colour
-Blank	Standard Mount	80	White
F	Flush Mount Kit/ Installation Kit	10	Black

*\*Please refer to P.38-42 for the FreePlus Module Matrix*

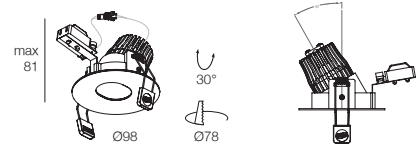


### Adjustable Version with Cover Glass, IP55

**MX 7427C** - [ ] - [ ]

Code	Colour	Code	Colour
-Blank	Standard Mount	80	White
F	Flush Mount Kit/ Installation Kit	10	Black

*\*Please refer to P.38-42 for the FreePlus Module Matrix*



### Accessory ( \*Match with Flush Mount Kit/ Installation Kit Version )

**Flush Mount Kit**

**MX 3921** - [ ]

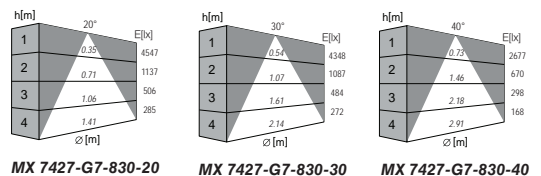

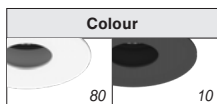
Code	Colour
80	White
10	Black

Flush Mount Effect

**Installation Kit**

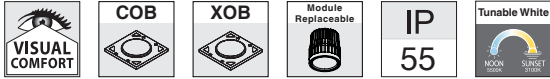
**MX 3924 - 10**

Installation Kit



# Pin Hole Sq

- Recessed downlight for FreePlus module
- Die cast aluminium body available in 2 colours
- Separate order of remote LED driver available upon request

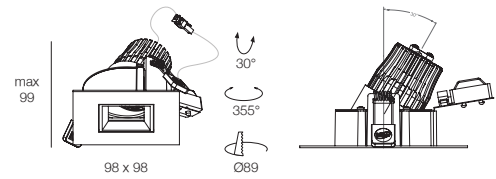


### Adjustable Version

#### MX 7411

Code	Colour	Code	Colour
-Blank	Standard Mount	80	White
F	Flush Mount Kit/ Installation Kit	10	Black

*\*Please refer to P.38-42 for the FreePlus Module Matrix*

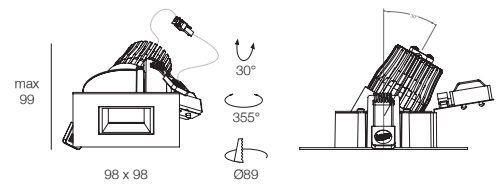


### Adjustable Version with Cover Glass, IP55

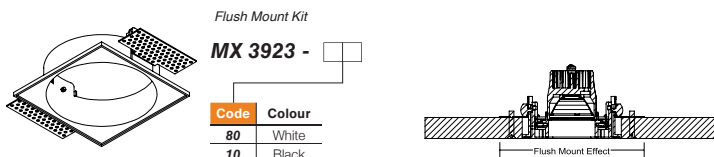
#### MX 7411C

Code	Colour	Code	Colour
-Blank	Standard Mount	80	White
F	Flush Mount Kit/ Installation Kit	10	Black

*\*Please refer to P.38-42 for the FreePlus Module Matrix*



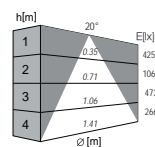

### Accessory (\*Match with Flush Mount Kit/ Installation Kit Version)



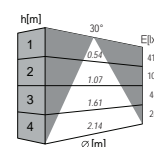
Flush Mount Kit

#### MX 3923

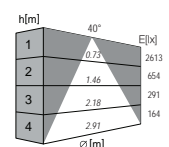
Code	Colour
80	White
10	Black



MX 7411-G7-830-20



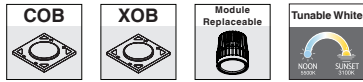
MX 7411-G7-830-30



MX 7411-G7-830-40

# Renia

- Recessed downlight for FreePlus module
- Die cast aluminium body available in 2 colours
- Adjustable and fixed version available
- Separate order of remote LED driver available upon request

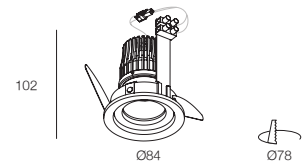



### Fixed Version

**MX 7490** - ..... -

\*Please refer to P.38-42 for the FreePlus Module Matrix

Code	Colour
80	White
10	Black

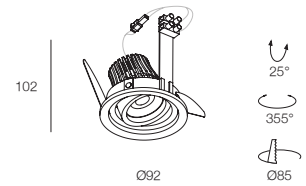


### Adjustable Version

**MX 7491** - ..... -

\*Please refer to P.38-42 for the FreePlus Module Matrix

Code	Colour
80	White
10	Black


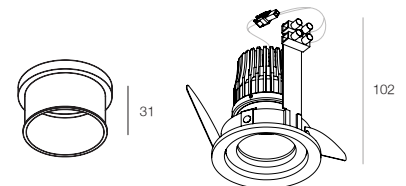


### Accessory

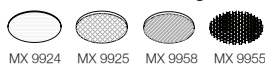
Anti-Glare tube (Black)

**MX 5949 - 10**

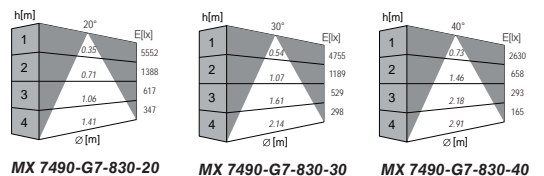
Overall height increase by 20 mm



Accessories See Page 156

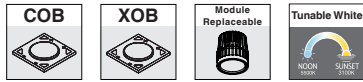


### Renia + MX 5949-10



# Mini Trim

- Recessed downlight for FreePlus module
- Die cast aluminium body available in 2 colours
- Adjustable and wallwasher version available
- Separate order of remote LED driver available upon request



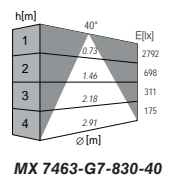
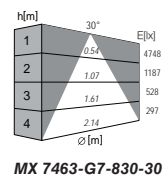
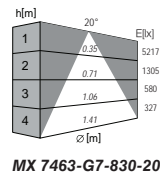
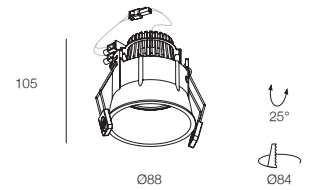
## Adjustable Version



**MX 7463** - ..... -

\*Please refer to P.38-42 for the FreePlus Module Matrix

Code	Colour
<b>80</b>	White
<b>10</b>	Black



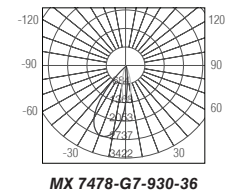
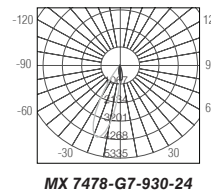
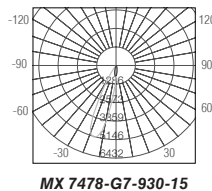


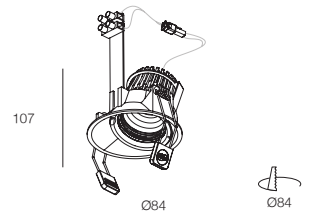
## Wallwasher Version



**MX 7478** - ..... -

\*Please refer to P.38-42 for the FreePlus Module Matrix

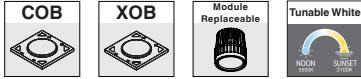
Code	Colour
<b>80</b>	White
<b>10</b>	Black





# Mini Trim Sq

- Recessed downlight for FreePlus module
- Polycarbonate reflector
- Die cast aluminium body available in 2 colours
- Adjustable and fixed version available
- Separate order of remote LED driver available upon request

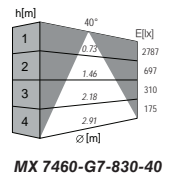
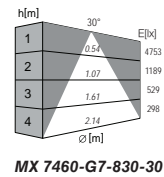
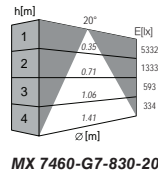
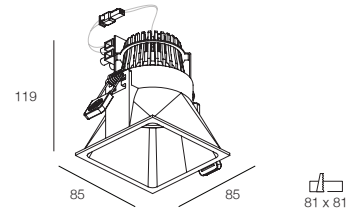


## Fixed Version

**MX 7460** - .....

\*Please refer to P.38-42 for the FreePlus Module Matrix

Code	Colour
<b>80</b>	White
<b>10</b>	Black


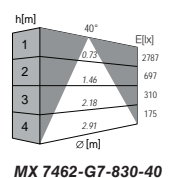
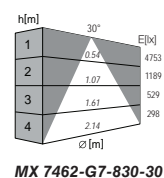
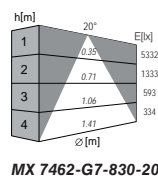
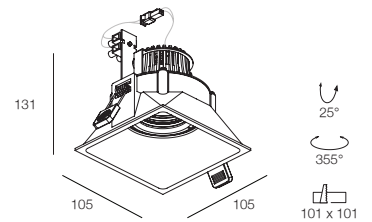


## Adjustable Version

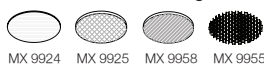
**MX 7462** - .....

\*Please refer to P.38-42 for the FreePlus Module Matrix

Code	Colour
<b>80</b>	White
<b>10</b>	Black



Accessories See Page 156



# Multi Super Mini

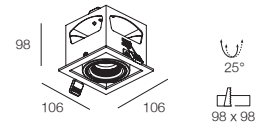
- Recessed downlight for FreePlus Module
- Metal body available in 2 colours
- Separate order of remote LED driver available upon request



## MX 7464S - ..... -

\*Please refer to P.38-42 for the FreePlus Module Matrix

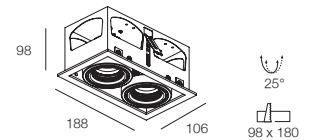
Code	Colour
80	White
10	Black



## MX 7464D - ..... -

\*Please refer to P.38-42 for the FreePlus Module Matrix

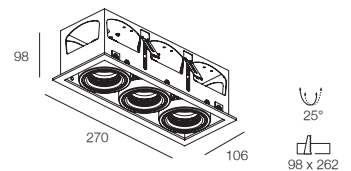
Code	Colour
80	White
10	Black



## MX 7464T - ..... -

\*Please refer to P.38-42 for the FreePlus Module Matrix


Code	Colour
80	White
10	Black



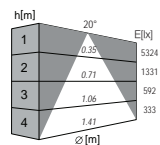
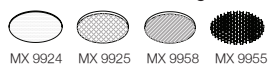
## MX 7466 - ..... -

\*Please refer to P.38-42 for the FreePlus Module Matrix

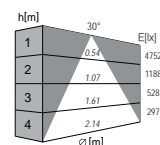
Code	Colour
80	White
10	Black



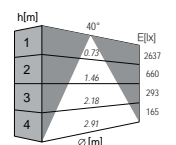
Accessories See Page 156



MX 7464S-G7-830-20



MX 7464S-G7-830-30



MX 7464S-G7-830-40

# Multi Super Mini Trimless

- Recessed downlight for FreePlus Module
- Metal body available in 2 colours
- Separate order of remote LED driver available upon request

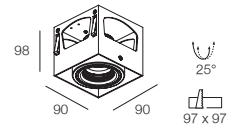


**MX 7465S - .....** -  
 Trimless Installation Kit  
**MX TIK41LS -**

*\*Please refer to P.38-42 for the FreePlus Module Matrix*



Code	Colour	Colour of Installation Kit
<b>00B</b>	Black Body	Black
<b>80W</b>	White Body	White

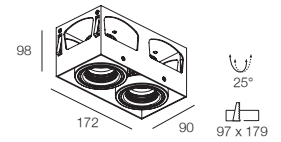


**MX 7465D - .....** -  
 Trimless Installation Kit  
**MX TIK41LD -**

*\*Please refer to P.38-42 for the FreePlus Module Matrix*



Code	Colour	Colour of Installation Kit
<b>00B</b>	Black Body	Black
<b>80W</b>	White Body	White

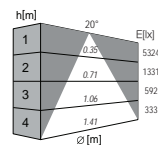
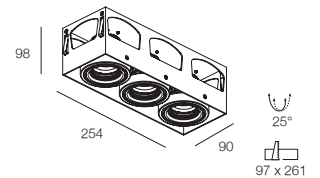


**MX 7465T - .....** -  
 Trimless Installation Kit  
**MX TIK41LT -**

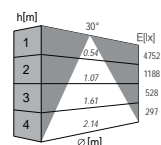
*\*Please refer to P.38-42 for the FreePlus Module Matrix*



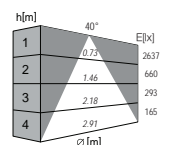
Code	Colour	Colour of Installation Kit
<b>00B</b>	Black Body	Black
<b>80W</b>	White Body	White



MX 7465S-G7-830-20



MX 7465S-G7-830-30



MX 7465S-G7-830-40













# Recessed Downlight - Accent Lighting

/ Index




60

CHESS




61

Multi Cage




62

Atec XOB




63

Atec COB




64

Glee




65

Glee Wallwasher




66

Glee Spot




67

Mini Glee




68

Mini Glee Spot




69

Slim




70

Slim HP




71

Pin Hole Mini




72

LED EYE




73

XITO




74

B.Spot




75

TINY COB




76

Gones




77

Multi Mini Xito




78

Multi Mini Xito  
Trimless




79

Multi Mini Spot  
COB




80

Multi Mini Spot  
COB Trimless



81

Multi Mini COB AT



82

Multi Mini COB  
Trimless AT



# Insider Focal


## Glee Spot



*Magic Tilt Angle for Visual Comfort*

The unique “Offset Tilting” technology offers a 25 degree tilting angle away from the central axis for efficient accent lighting applications. By repositioning the lamp source Glee can redirect the beam towards a single point without sacrificing candela level.

GLEE provides the perfect balance between efficacy, light comfort and design, without compromising on the performance and light quality. The reflector is available in 12 colour options for you to create the desired ambience, no matter the application.



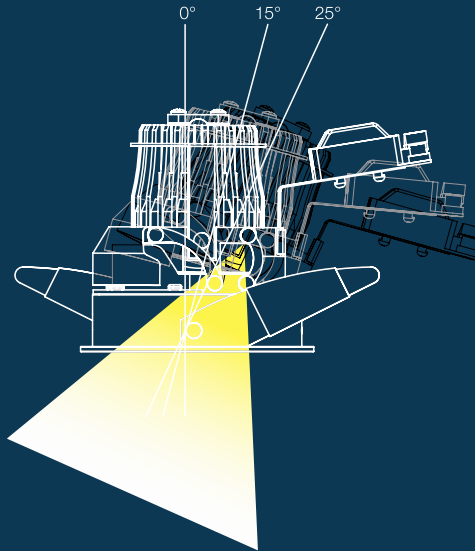


## Xito

*Superior Quality of Light*

The Xito is designed to utilize the high specification of the Xicato™ LED module. Xicato™ LEDs exceed the ANSI specifications by maintaining tight colour consistency over the lifespan of the LED module and guarantees an even field of illumination for the most demanding applications.

The new die-cast heat sink design delivers a minimalist aesthetics. Xito is equipped with a PVD Chrome Reflector for high reflectivity and specularity, without compromising on the even light distribution.

**Reflector colour options**



Maximise the effective angle



***Slim***

***Ideal Solution for Hospitality Application***

Slim is a compact recessed downlight with a Ø40mm trim. Small-recessed downlight with high output is ideal for tight spaces or prominent hospitality spaces.

This downlight features an innovative approach to thermal management. The integrated heat sink design allows the lamp to be repositioned without compromising the excellent glare control that Slim offers.

# CHESS

- Recessed downlight with LED module
- Beam angle available in 15°, 24°, 36°
- Aluminium trim and body available in various 2 colour options
- Adjustable or fixed version options available
- Separate order of remote LED driver available upon request



NEW

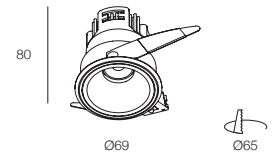


*Fixed Version*

**MX 7468 - G7** - [ ] - [ ] - [ ] - [ ]

Code	CRI	Code	CCT	Code	Beam Angle	Code	Colour
8	80	27	2700K	20	20°	80B	White Trim & Black Body
9	90	30	3000K	30	30°	80W	White Trim & Body
		35	3500K	40	40°	10B	Black Trim & Body
		40	4000K				

- 6.9W 200mA 1085lm, CRI80 COB LED
- 6.9W 200mA 881lm, CRI90 COB LED



NEW

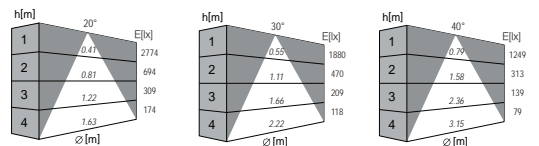
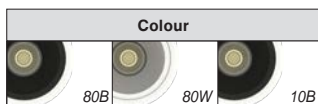
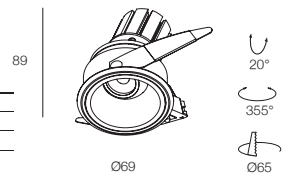


*Adjustable Version*

**MX 7469 - G6** - [ ] - [ ] - [ ] - [ ]

Code	CRI	Code	CCT	Code	Beam Angle	Code	Colour
8	80	27	2700K	20	20°	80B	White Trim & Black Body
9	90	30	3000K	30	30°	80W	White Trim & Body
		35	3500K	40	40°	10B	Black Trim & Body
		40	4000K				

- 6.9W 200mA 1085lm, CRI80 COB LED
- 6.9W 200mA 881lm, CRI90 COB LED



MX 7468-G7-830-20      MX 7468-G7-830-30      MX 7468-G7-830-40

LED Driver

Ordering Code	Driving Power Range	Matching with LED Fitting	Output Current	Wiring Box Dimension(mm) (L) x (W) x (H)	Cut Hole (mm)
EC LED-200mA-8-ER(42)	5 - 8W	CHESSE 7.1W	200mA	220 x 45 x 30	Ø54
EC LED-SETmA-M10D-AS-LT(40)	2 - 8W		200mA, 1-10V Dimmable	250 x 65 x 40	Ø78 require access panel

# Multi Cage

- Recessed downlight for FreePlus Module
- Metal body available in 2 colours
- Separate order of remote LED driver available upon request



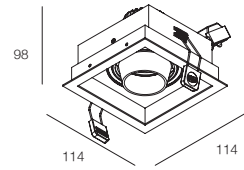
NEW



**MX 7457S - .....** - □ □ □

\*Please refer to P.38-42 for the FreePlus Module Matrix

Code	Colour
<b>80B</b>	White Trim & Black Body
<b>80W</b>	White Trim & Body
<b>10B</b>	Black Trim & Body




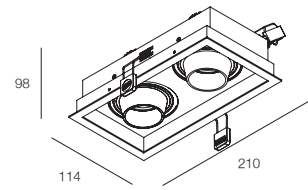
NEW



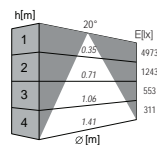
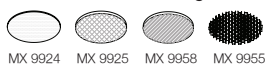
**MX 7457D - .....** - □ □ □

\*Please refer to P.38-42 for the FreePlus Module Matrix

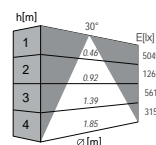
Code	Colour
<b>80B</b>	White Trim & Black Body
<b>80W</b>	White Trim & Body
<b>10B</b>	Black Trim & Body



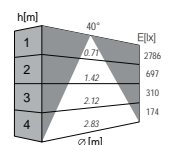
Accessories See Page 156



MX 7457S-G7-930-20



MX 7457S-G7-930-30



MX 7457S-G7-930-40



# Atec XOB

- Recessed downlight for XOB module
- Polycarbonate reflector in silver vacuum plating
- Beam angle available in 16°, 24° and 36°
- Adjustable and fixed version available
- Separate order of remote LED driver is available upon request

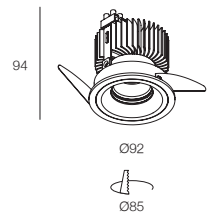


### Fixed Version

**MX 7622 - 09OB** [ ] [ ] [ ] - G6 - [ ] [ ] [ ] [ ]

Code	Series	Code	CCT	Code	Beam Angle	Code	Colour
90	CRI 90	27	2700K	15	15°	80B	White Trim & Black Tube
95	CRI 95	30	3000K	25	25°	80W	White Trim & Tube
		35	3500K	38	38°	10B	Black Trim & Tube
		40	4000K				

- 11.9W, 350mA, 1513lm, CRI90 Xicato XOB LED Module
- 11.9W, 350mA, 1341lm, CRI95 Xicato XOB LED Module



**MX 7622 - 09OBV9530 - G6** - [ ] [ ] [ ] - [ ] [ ] [ ] [ ]

Code	Beam Angle	Code	Colour
15	15°	80B	White Trim & Black Tube
25	25°	80W	White Trim & Tube
38	38°	10B	Black Trim & Tube

- 11.9W 350mA, 1347lm, CRI95 Xicato XOB Vibrant V9 LED Module

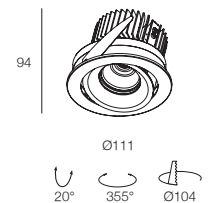


### Adjustable Version

**MX 7623 - 09OB** [ ] [ ] [ ] - G6 - [ ] [ ] [ ] [ ]

Code	Series	Code	CCT	Code	Beam Angle	Code	Colour
90	CRI 90	27	2700K	15	15°	80B	White Trim & Black Tube
95	CRI 95	30	3000K	25	25°	80W	White Trim & Tube
		35	3500K	38	38°	10B	Black Trim & Tube
		40	4000K				


- 11.9W, 350mA, 1513lm, CRI90 Xicato XOB LED Module
- 11.9W, 350mA, 1341lm, CRI95 Xicato XOB LED Module



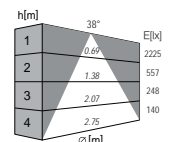
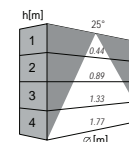
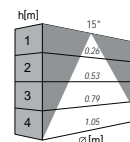
**MX 7623 - 09OBV9530 - G6** - [ ] [ ] [ ] - [ ] [ ] [ ] [ ]

Code	Beam Angle	Code	Colour
15	15°	80B	White Trim & Black Tube
25	25°	80W	White Trim & Tube
38	38°	10B	Black Trim & Tube

- 11.9W 350mA, 1347lm, CRI95 Xicato XOB Vibrant V9 LED Module



Accessories See Page 156



MX 7622-09OB9030-G6-15    MX 7622-09OB9030-G6-25    MX 7622-09OB9030-G6-38

### LED Driver

Ordering Code	Driving Power Range	Matching with LED Fitting	Output Current	Wiring Box Dimension(mm) (L) x (W) x (H)	Cut Hole (mm)
EC LED-350mA-12-DN(42)	9 - 14W	Atec XOB 11.9W	350mA	220 x 45 x 30	Ø54
EC LED-SETmA-M20D-MiAM-TCI(40)	6 - 17W		350mA, 1-10V Dimmable	250 x 65 x 40	Ø78

# Atec COB

- Recessed downlight for COB module
- Polycarbonate reflector in silver vacuum plating
- Beam angle available in 15°, 25°, 38°
- Adjustable and fixed version available
- Separate order of remote LED driver available

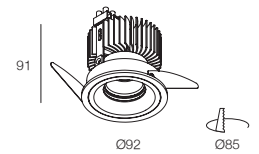


### Fixed Version

**MX 7420 - G6 -** [ ] [ ] [ ] - [ ] [ ] [ ] - [ ] [ ] [ ]

Code	CRI	Code	CCT	Code	Beam Angle	Code	Colour
8	80	27	2700K	15	15°	80B	White Trim & Black Tube
9	90	30	3000K	25	25°	80W	White Trim & Tube
		35	3500K	38	38°	10B	Black Trim & Tube
		40	4000K				

- 12.3W 400mA 2188lm, CRI80 COB LED
- 12.3W 400mA 1772lm, CRI90 COB LED

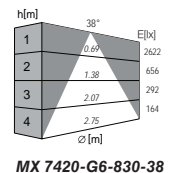
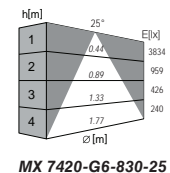
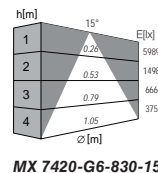

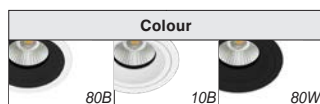
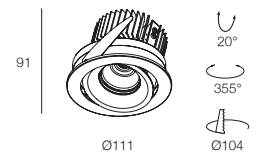


### Adjustable Version

**MX 7421 - G6 -** [ ] [ ] [ ] - [ ] [ ] [ ] - [ ] [ ] [ ]

Code	CRI	Code	CCT	Code	Beam Angle	Code	Colour
8	80	27	2700K	15	15°	80B	White Trim & Black Tube
9	90	30	3000K	25	25°	80W	White Trim & Tube
		35	3500K	38	38°	10B	Black Trim & Tube
		40	4000K				

- 12.3W 400mA 2188lm, CRI80 COB LED
- 12.3W 400mA 1772lm, CRI90 COB LED



### LED Driver

Ordering Code	Driving Power Range	Matching with LED Fitting	Output Current	Wiring Box Dimension(mm) (L) x (W) x (H)	Cut Hole (mm)
<b>EC LED-400mA-20-DN(40)</b>	10 - 16W	Atec COB 12.3W	400mA	250 x 65 x 40	Ø78
<b>EC LED-SETmA-M20D-MiAM-TCI(40)</b>	6 - 20W		400mA, 1-10V Dimmable		

# Glee

- Recessed downlight for LED module
- Beam angle available in 18°, 23°, 36°
- Die cast aluminium trim
- Polycarbonate secondary optics with various colour options
- Adjustable and fixed version available
- Separate order of remote LED driver available upon request
- \* CIC version only available on CRI 90



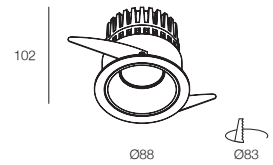
### Fixed Version

**MX 7488 - G7** - [ ] [ ] - [ ] [ ] - [ ] [ ]



Code	CRI	Code	CCT	Code	Beam Angle	Code	Colour
8	80	27	2700K	18	18°	82	White Trim & Black Reflector
9	90	30	3000K	23	23°	84	White Trim & Silver Reflector
		35	3500K	36	36°	86	White Trim & Sandblasted Reflector
		40	4000K			89	White Trim & Rose Gold Reflector

- 10.9W 350mA 1897lm, CRI80 COB LED
- 10.9W 350mA 1537lm, CRI90 COB LED



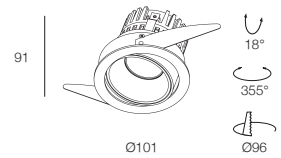
### Adjustable Version

**MX 7475 - G7** - [ ] [ ] - [ ] [ ] - [ ] [ ]

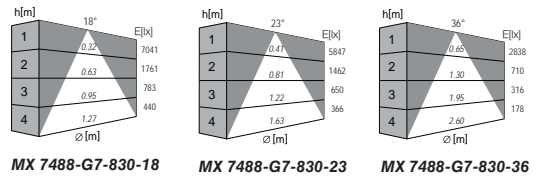
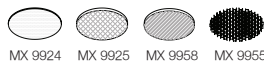


Code	CRI	Code	CCT	Code	Beam Angle	Code	Colour
8	80	27	2700K	18	18°	82	White Trim & Black Reflector
9	90	30	3000K	23	23°	84	White Trim & Silver Reflector
		35	3500K	36	36°	86	White Trim & Sandblasted Reflector
		40	4000K			89	White Trim & Rose Gold Reflector

- 10.9W 350mA 1897lm, CRI80 COB LED
- 10.9W 350mA 1537lm, CRI90 COB LED



Accessories See Page 156



### LED Driver

Ordering Code	Driving Power Range	Matching with LED Fitting	Output Current	Wiring Box Dimension(mm) (L) x (W) x (H)	Cut Hole (mm)
<b>EC LED-350mA-12-DN(42)</b>	9 - 14W	Glee 10.9W	350mA	220 x 45 x 30	Ø54
<b>EC LED-SETmA-M20D-MiAM-TCI(40)</b>	6 - 17W		350mA, 1-10V Dimmable	250 x 65 x 40	Ø78

# Glee Wallwasher

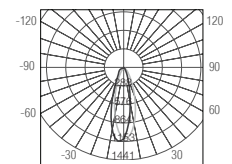
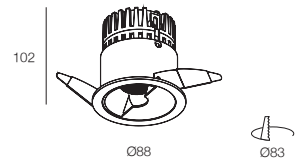
- Die cast aluminium trim
- Polycarbonate wallwasher optics with frosted diffuser
- XOB version available upon request
- Separate order of remote LED driver available upon request



**MX 7477 - G7 -   - NA - 84**

Code	CRI	Code	CCT
8	80	27	2700K
9	90	30	3000K
		35	3500K
		40	4000K

- 10.9W 350mA 1897lm, CRI80 COB LED
- 10.9W 350mA 1537lm, CRI90 COB LED



**MX 7477-G7-830**

LED Driver

Ordering Code	Driving Power Range	Matching with LED Fitting	Output Current	Wiring Box Dimension(mm) (L) x (W) x (H)	Cut Hole (mm)
<b>EC LED-350mA-12-DN(42)</b>	9 - 14W	Glee Wallwasher 10.9W	350mA	220 x 45 x 30	Ø54
<b>EC LED-SETmA-M20D-MiAM-TCI(40)</b>	6 - 17W		350mA, 1-10V Dimmable	250 x 65 x 40	Ø78

# Glee Spot

- Die cast aluminium trim
- Offset tilting and adjustable version available
- Polycarbonate secondary optics with various colour options
- Offset tilting and rotation allowed, maximise the effective tilting angle
- Separate order of remote LED driver available upon request

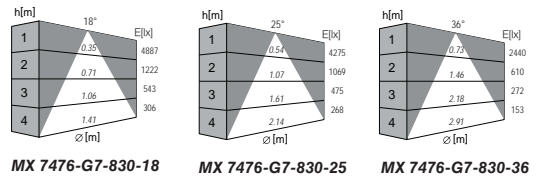
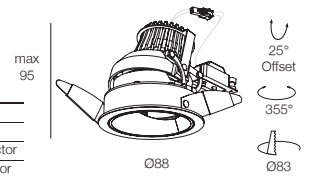


## Offset Tilting Version

**MX 7476 - G7 -** [ ] [ ] [ ] - [ ] [ ] [ ] - [ ] [ ] [ ]

Code	CRI	Code	CCT	Code	Beam Angle	Code	Colour
8	80	27	2700K	18	18°	82	White Trim & Black Reflector
9	90	30	3000K	25	25°	84	White Trim & Silver Reflector
		35	3500K	36	36°	86	White Trim & Sandblasted Reflector
		40	4000K			89	White Trim & Rose Gold Reflector

- 8.4W 240mA 1282m, CRI80 COB LED
- 8.4W 240mA 1058lm, CRI90 COB LED

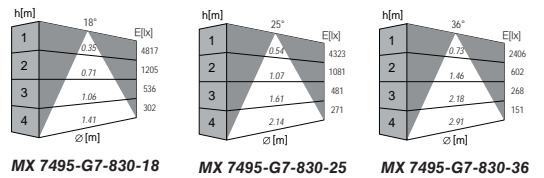
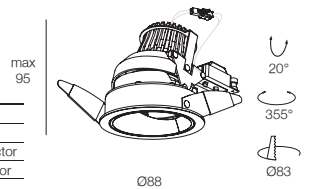


## Adjustable Version

**MX 7495 - G7 -** [ ] [ ] [ ] - [ ] [ ] [ ] - [ ] [ ] [ ]

Code	CRI	Code	CCT	Code	Beam Angle	Code	Colour
8	80	27	2700K	18	18°	82	White Trim & Black Reflector
9	90	30	3000K	25	25°	84	White Trim & Silver Reflector
		35	3500K	36	36°	86	White Trim & Sandblasted Reflector
		40	4000K			89	White Trim & Rose Gold Reflector

- 8.4W 240mA 1282m, CRI80 COB LED
- 8.4W 240mA 1058lm, CRI90 COB LED



### LED Driver

Ordering Code	Driving Power Range	Matching with LED Fitting	Output Current	Wiring Box Dimension(mm) (L) x (W) x (H)	Cut Hole (mm)
<b>EC LED-240mA-12-DN(42)</b>	6 - 10W	Glee Spot 8.4W	240mA	220 x 45 x 30	Ø54
<b>EC LED-SETmA-M20D-MiAM-TCI(40)</b>	5 - 13W	Glee Spot 8.8W	250mA, 1-10V Dimmable	250 x 65 x 40	Ø78



# Mini Glee

- Die cast aluminium trim
- Fixed and wallwasher version available
- Polycarbonate secondary optics with various colour options
- Separate order of remote LED driver available upon request



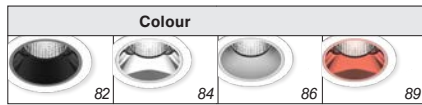
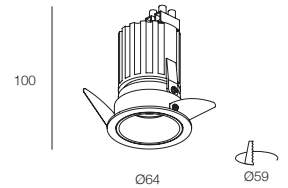
### Fixed Version

**MX 7484 - G7** -   -   -

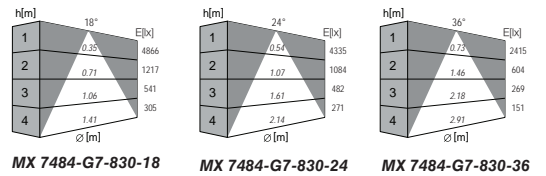
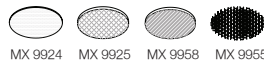


Code	CRI	Code	CCT	Code	Beam Angle	Code	Colour
8	80	27	2700K	18	18°	82	White Trim & Black Reflector
6	90	30	3000K	24	24°	84	White Trim & Silver Reflector
		35	3500K	36	36°	86	White Trim & Sandblasted Reflector
		40	4000K			89	White Trim & Rose Gold Reflector

- 8.4W 240mA 1282lm, CRI80 COB LED
- 8.4W 240mA 1041lm, CRI90 COB LED



Accessories See Page 156



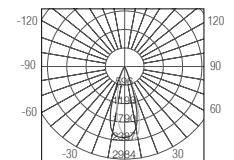
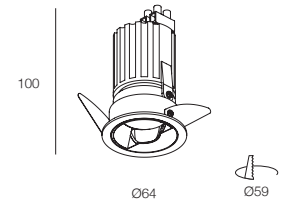
### Wallwasher Version

**MX 7485 - G7** -   - **NA - 84**



Code	CRI	Code	CCT
8	80	27	2700K
9	90	30	3000K
		35	3500K
		40	4000K

- 8.4W 240mA 1282lm, CRI80 COB LED
- 8.4W 240mA 1041lm, CRI90 COB LED



**MX 7485-G7-830**

### LED Driver

Ordering Code	Driving Power Range	Matching with LED Fitting	Output Current	Wiring Box Dimension(mm) (L) x (W) x (H)	Cut Hole (mm)
<b>EC LED-240mA-12-DN(42)</b>	6 - 10W	Mini Glee 8.4W	240mA	220 x 45 x 30	Ø54
<b>EC LED-SETmA-M12D-LT(42)</b>	3 - 10W	Mini Glee 8.8W	250mA, 1-10V Dimmable	250 x 65 x 40	Ø78 require access panel

# Mini Glee Spot

- Die cast aluminium trim
- Polycarbonate secondary optics with various colour options
- Tilting and rotation allowed
- Separate order of remote LED driver available upon request

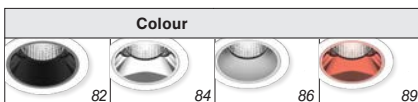
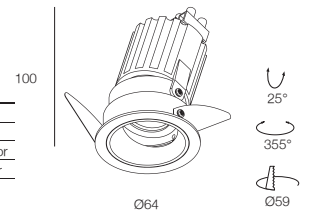


*Adjustable Version*

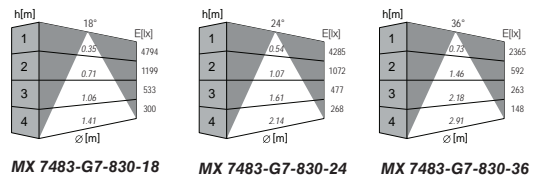
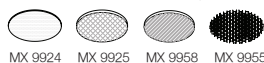
**MX 7483 - G7** - □ - □ - □ - □

Code	CRI	Code	CCT	Code	Beam Angle	Code	Colour
8	80	27	2700K	18	18°	82	White Trim & Black Reflector
6	90	30	3000K	24	24°	84	White Trim & Silver Reflector
		35	3500K	36	36°	86	White Trim & Sandblasted Reflector
		40	4000K			89	White Trim & Rose Gold Reflector

- 8.4W 240mA 1282lm, CRI80 COB LED
- 8.4W 240mA 1058lm, CRI90 COB LED



Accessories See Page 156



LED Driver

Ordering Code	Driving Power Range	Matching with LED Fitting	Output Current	Wiring Box Dimension(mm) (L) x (W) x (H)	Cut Hole (mm)
<b>EC LED-240mA-12-DN(42)</b>	6 - 10W	Mini Glee 8.4W	240mA	220 x 45 x 30	Ø54
<b>EC LED-SETmA-M12D-LT(40)</b>	3 - 10W	Mini Glee 8.8W	250mA, 1-10V Dimmable	250 x 65 x 40	Ø78 require access panel

# Slim

- Aluminium trim
- Adjustable and fixed version available
- Small diameter for flexible interior design
- Two height versions with different lumen package
- Separate order of remote LED driver available upon request



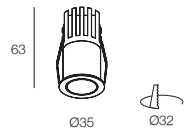
### Fixed Version

**MX 7601 - G6 -** [ ] [ ] [ ] - [ ] [ ] [ ] - [ ] [ ] [ ]



Code	CRI	Code	CCT	Code	Beam Angle	Code	Colour
8	80	27	2700K	25	25°	84	White Trim & Silver Reflector
6	90	30	3000K	38	38°	14	Black Trim & Silver Reflector
		35	3500K	58	58°		
		40	4000K				

- 2.4W 150mA 466lm, CRI80 COB LED
- 2.4W 150mA 378lm, CRI90 COB LED



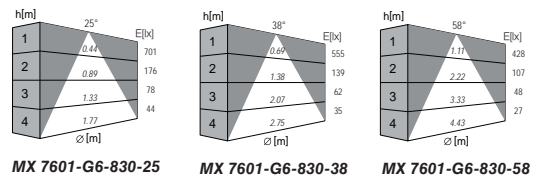

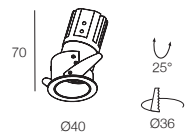
### Adjustable Version

**MX 7602 - G6 -** [ ] [ ] [ ] - [ ] [ ] [ ] - [ ] [ ] [ ]



Code	CRI	Code	CCT	Code	Beam Angle	Code	Colour
8	80	27	2700K	25	25°	84	White Trim & Silver Reflector
6	90	30	3000K	38	38°	14	Black Trim & Silver Reflector
		35	3500K	58	58°		
		40	4000K				

- 2.4W 150mA 466lm, CRI80 COB LED
- 2.4W 150mA 378lm, CRI90 COB LED



### LED Driver

Ordering Code	Driving Power Range	Matching with LED Fitting	Output Current	Wiring Box Dimension(mm) (L) x (W) x (H)	Cut Hole (mm)
<b>EC LED-150mA-7-DN(42)</b>	2 - 3W	Slim 2.4W	150mA	220 x 45 x 30	Ø54 require access panel
<b>EC LED-SETmA-M12D-LT(40)</b>	2 - 6W		150mA, 1-10V Dimmable	250 x 65 x 40	Ø78 require access panel

# Slim HP

- Aluminium trim
- Adjustable and fixed version available
- Small diameter for flexible interior design
- Two height versions with different lumen package
- Separate order of remote LED driver available upon request



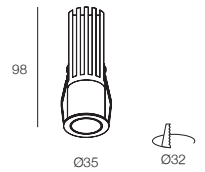
### Fixed Version

**MX 7603 - G6 -** [ ] [ ] [ ] - [ ] [ ] [ ] - [ ] [ ] [ ]



Code	CRI	Code	CCT	Code	Beam Angle	Code	Colour
8	80	27	2700K	25	25°	84	White Trim & Silver Reflector
9	90	30	3000K	38	38°	14	Black Trim & Silver Reflector
		35	3500K	58	58°		
		40	4000K				

- 5.9W 350mA 1027lm, CRI80 COB LED
- 5.9W 350mA 833lm, CRI90 COB LED



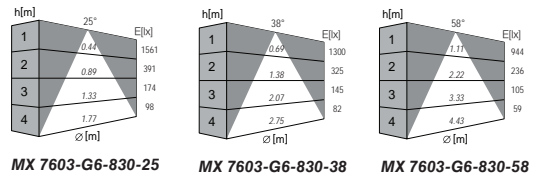

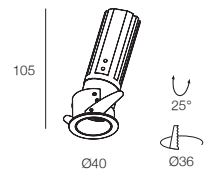
### Adjustable Version

**MX 7604 - G6 -** [ ] [ ] [ ] - [ ] [ ] [ ] - [ ] [ ] [ ]



Code	CRI	Code	CCT	Code	Beam Angle	Code	Colour
8	80	27	2700K	25	25°	84	White Trim & Silver Reflector
9	90	30	3000K	38	38°	14	Black Trim & Silver Reflector
		35	3500K	58	58°		
		40	4000K				

- 5.9W 350mA 1027lm, CRI80 COB LED
- 5.9W 350mA 833lm, CRI90 COB LED



### LED Driver

Ordering Code	Driving Power Range	Matching with LED Fitting	Output Current	Wiring Box Dimension(mm) (L) x (W) x (H)	Cut Hole (mm)
<b>EC LED-350mA-DN(42)</b>	4 - 8W	Slim HP 5.9W	350mA	220 x 45 x 30	Ø54 require access panel
<b>EC LED-SETmA-M12D-LT(40)</b>	4 - 12W		350mA, 1-10V Dimmable	250 x 65 x 40	Ø78 require access panel

# Pin Hole Mini

- Recessed downlight for LED module
- Adjustable and fixed version available
- Die cast aluminium body available in 2 colours
- Separate order of remote LED driver available upon request

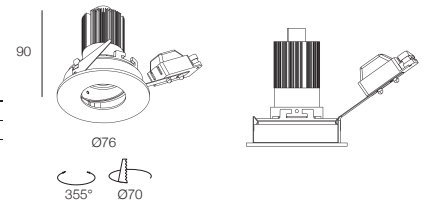


**Fixed Version**

**MX 7616 - G6 -** [ ] [ ] [ ] - [ ] [ ] [ ] - [ ] [ ] [ ]

Code	CRI	Code	CCT	Code	Beam Angle	Code	Colour
8	80	27	2700K	15	15°	80	White
9	90	30	3000K	24	24°	10	Black
		35	3500K	36	36°		
		40	4000K				

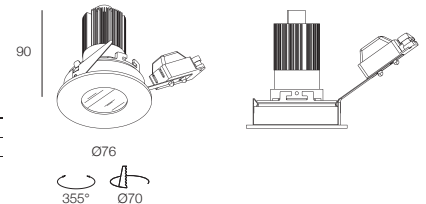
- 8.4W 240mA 1282lm, CRI80 COB LED
- 8.4W 240mA 1058lm, CRI90 COB LED



**Fixed Version with Cover Glass, IP55**

**MX 7616C - G6 -** [ ] [ ] [ ] - [ ] [ ] [ ] - [ ] [ ] [ ]

Code	CRI	Code	CCT	Code	Beam Angle	Code	Colour
8	80	27	2700K	15	15°	80	White
9	90	30	3000K	24	24°	10	Black
		35	3500K	36	36°		
		40	4000K				

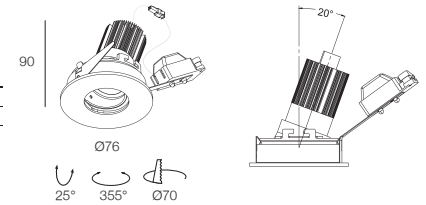


**Adjustable Version**

**MX 7617 - G6 -** [ ] [ ] [ ] - [ ] [ ] [ ] - [ ] [ ] [ ]

Code	CRI	Code	CCT	Code	Beam Angle	Code	Colour
8	80	27	2700K	15	15°	80	White
9	90	30	3000K	24	24°	10	Black
		35	3500K	36	36°		
		40	4000K				

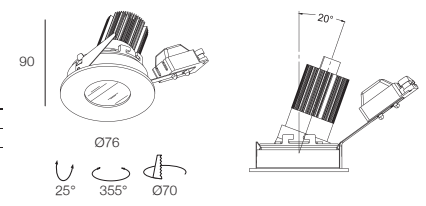
- 8.4W 240mA 1282lm, CRI80 COB LED
- 8.4W 240mA 1058lm, CRI90 COB LED



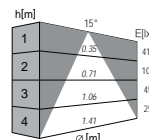
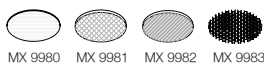
**Adjustable Version with Cover Glass, IP55**

**MX 7617C - G6 -** [ ] [ ] [ ] - [ ] [ ] [ ] - [ ] [ ] [ ]

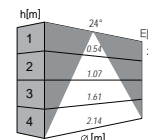
Code	CRI	Code	CCT	Code	Beam Angle	Code	Colour
8	80	27	2700K	15	15°	80	White
9	90	30	3000K	24	24°	10	Black
		35	3500K	36	36°		
		40	4000K				



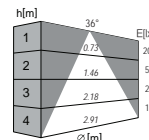
Accessories See Page 157



MX 7616-G6-830-15



MX 7616-G6-830-24



MX 7616-G6-830-36

**LED Driver**

Ordering Code	Driving Power Range	Matching with LED Fitting	Output Current	Wiring Box Dimension(mm) (L) x (W) x (H)	Cut Hole (mm)
EC LED-240mA-12-DN42)	6 - 10W	Pin Hole Mini 8.4W	240mA	220 x 45 x 30	Ø54
EC LED-SETmA-M12D-LT(40)	3 - 10W	Pin Hole Mini 8.8W	250mA, 1-10V Dimmable	250 x 65 x 40	Ø78 require access panel



# LED EYE

- Recessed downlight for LED
- Adjustable and fixed version available
- Die cast aluminium trim and body available in 2 colours
- "Plug-in" male connector with 800mm wire provided
- Beam angle available in 15°, 27° and 43°
- Separate order of remote LED driver and connecting accessories are available upon request

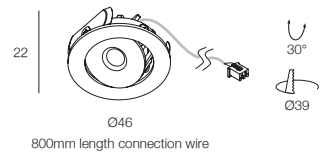


### Adjustable Version

**MX 7401 - G5 -** [ ] [ ] [ ] - [ ] [ ] [ ] - [ ] [ ] [ ]

Code	CRI	Code	CCT	Code	Beam Angle	Code	Colour
8	80	27	2700K	20	20°	80	White
9	90	30	3000K	27	27°	10	Black
		35	3500K	46	46°		
		40	4000K				

1 x 2.1W 700mA 188lm High Power LED

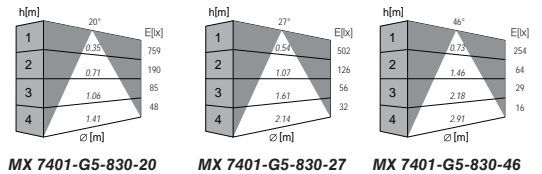

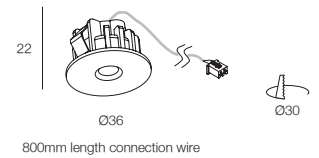


### Fixed Version

**MX 7402 - G5 -** [ ] [ ] [ ] - [ ] [ ] [ ] - [ ] [ ] [ ]

Code	CCT	Code	Beam Angle	Code	Colour
27	2700K	20	20°	80	White
30	3000K	27	27°	10	Black
35	3500K	46	46°		
40	4000K				

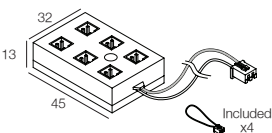
1 x 2.1W 700mA 228lm High Power LED



### Accessory

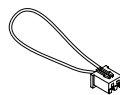
#### MX 5923

6 terminal series connector with 2 meter wire (included 3 Terminal End)



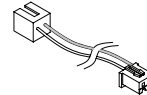
#### MX 5924

Terminal End



#### MX 5925

2m extension wire



### LED Driver

Ordering Code	Driving Power Range	Matching with LED Fitting	Output Current	Wiring Box Dimension(mm) (L) x (W) x (H)	Cut Hole (mm)
<b>EC LED-700mA-3-ER(39)</b>	2 - 3W	Max 1pc LED Eye (2.1W)	700mA	180 x 54 x 35	Ø65 require access panel
<b>EC LED-SETmA-M20-U-TCI(40)</b>	2 - 20W	Max 6pcs LED Eye (12.6W) (Series connection)		250 x 65 x 40	Ø78 require access panel

\* 350mA LED Driver for 1W available on request

# XITO

- Recessed downlight for LED module
- Adjustable and fixed version available
- Die cast aluminium trim
- Polycarbonate reflector in silver vacuum plating
- SDCM Step 1x2, high colour temperature stability
- CRI95+ option
- Separate order of remote LED driver is available upon request
- Xicato Vibrant V8/ V95 version available upon request



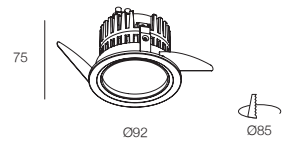
### Fixed Version



**MX 7328 - 13T8**  - G5 -  - 84

Code	CCT	Code	Beam Angle
27	2700K	20	20°
30	3000K	40	40°
35	3500K	60	60°
40	4000K		

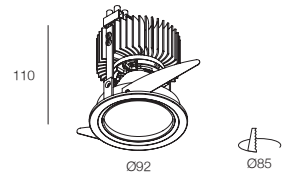
9.5W 700mA 1300lm, CRI80+ Xicato XTM LED Module



**MX 7348 - 13T9**  - G5 -  - 84

Code	CCT	Code	Beam Angle
27	2700K	20	20°
30	3000K	40	40°
35	3500K	60	60°
40	4000K		

13.3W 700mA 1300lm, CRI95+ Xicato XTM LED Module



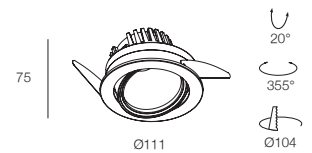
### Adjustable Version



**MX 7329 - 13T8**  - G5 -  - 84

Code	CCT	Code	Beam Angle
27	2700K	20	20°
30	3000K	40	40°
35	3500K	60	60°
40	4000K		

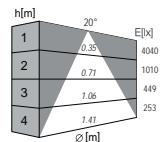
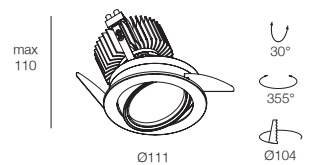
9.5W 700mA 1300lm, CRI80+ Xicato XTM LED Module



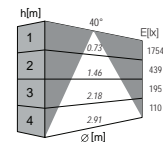
**MX 7349 - 13T9**  - G5 -  - 84

Code	CCT	Code	Beam Angle
27	2700K	20	20°
30	3000K	40	40°
35	3500K	60	60°
40	4000K		

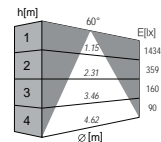
13.3W 700mA 1300lm, CRI95+ Xicato XTM LED Module



MX 7328-13T830-G5-20



MX 7328-13T830-G5-40



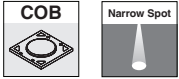
MX 7328-13T830-G5-60

### LED Driver

Ordering Code	Driving Power Range	Matching with LED Fitting	Output Current	Wiring Box Dimension(mm) (L) x (W) x (H)	Cut Hole (mm)
EC LED-SETmA-M30-PF-TCI(40)	4 - 30W	XITO 13T8 (9.5W)	700mA	250 x 65 x 40	Ø78
EC LED-SETmA-M20D-MiAM-TCI(40)	3 - 20W	XITO 13T9 (13.3W)	700mA, 1-10V Dimmable		

## B. Spot

- Recessed downlight for LED Module
- Adjustable and fixed version available
- Die cast aluminium trim
- Beam angle available in 11°
- Polycarbonate Collimator in silver vacuum plating
- Separate order of remote LED driver is available upon request



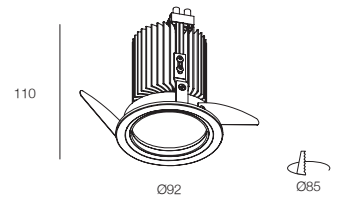
### Fixed Version

**MX 7428 - G6 - [ ] [ ] - 11 - 84**



Code	CRI	Code	CCT
8	80	27	2700K
9	90	30	3000K
		35	3500K
		40	4000K

- 17.8W 550mA 2847lm, CRI80 COB LED
- 17.8W 550mA 2306lm, CRI90 COB LED



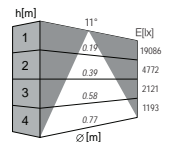
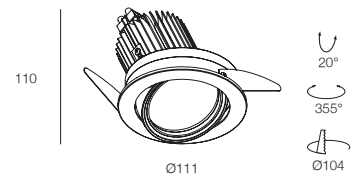
### Adjustable Version

**MX 7429 - G6 - [ ] [ ] - 11 - 84**



Code	CRI	Code	CCT
8	80	27	2700K
9	90	30	3000K
		35	3500K
		40	4000K

- 17.8W 550mA 2847lm, CRI80 COB LED
- 17.8W 550mA 2306lm, CRI90 COB LED



**MX 7428-G6-830-11**

### LED Driver

Ordering Code	Driving Power Range	Matching with LED Fitting	Output Current	Wiring Box Dimension(mm) (L) x (W) x (H)	Cut Hole (mm)
<b>EC LED-550mA-20-DN(40)</b>	14 - 22W	B.Spot 17.8W	550mA	250 x 65 x 40	Ø78
<b>EC LED-SETmA-M20D-MiAM-TCI(40)</b>	2 - 20W		550mA, 1-10V Dimmable		

# TINY COB

- Recessed downlight for LED Module
- Beam angle available in 13°, 25° and 38°
- Die cast aluminium body with black anti glare tube
- Adjustable and fixed version available
- Separate order of remote LED driver available upon request

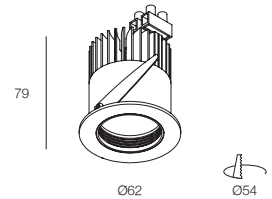


*Fixed Version*

**MX 7384 - G6 - [ ] - [ ] - [ ] - 84**

Code	CRI	Code	CCT	Code	Beam Angle
8	80	27	2700K	13	13°
9	90	30	3000K	25	25°
		35	3500K	38	38°
		40	4000K		

- 5W 150mA 895lm, CRI80 COB LED
- 5W 150mA 727lm, CRI90 COB LED
- 8.3W 240mA 1371lm, CRI80 COB LED
- 8.3W 240mA 1114lm, CRI90 COB LED

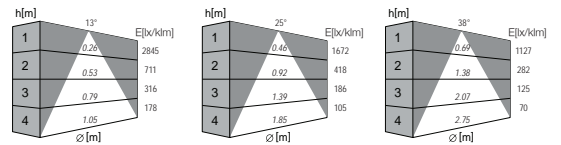
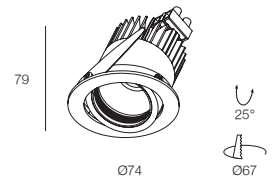


*Fixed Version*

**MX 7385 - G6 - [ ] - [ ] - [ ] - 84**

Code	CRI	Code	CCT	Code	Beam Angle
8	80	27	2700K	13	13°
9	90	30	3000K	25	25°
		35	3500K	38	38°
		40	4000K		

- 5W 150mA 895lm, CRI80 COB LED
- 5W 150mA 727lm, CRI90 COB LED
- 8.3W 240mA 1371lm, CRI80 COB LED
- 8.3W 240mA 1114lm, CRI90 COB LED



MX 7384-G6-830-13

MX 7384-G6-830-25

MX 7384-G6-830-38

LED Driver

Ordering Code	Driving Power Range	Matching with LED Fitting	Output Current	Wiring Box Dimension(mm) (L) x (W) x (H)	Cut Hole (mm)
<b>EC LED-150mA-12-DN(42)</b>	4 - 6W	TINY COB 5W	150mA	220 x 45 x 30	Ø54
<b>EC LED-SETmA-M12D-LT(40)</b>	2 - 6W		150mA, 1-10V Dimmable	250 x 65 x 40	Ø78 require access panel
<b>EC LED-240mA-12-DN(42)</b>	6 - 10W	TINY COB 8.3W	240mA	220 x 45 x 30	Ø54
<b>EC LED-SETmA-M12D-LT(40)</b>	3 - 10W	TINY COB 8.7W	250mA, 1-10V Dimmable	250 x 65 x 40	Ø78 require access panel

# Gones

- Recessed downlight for LED Module
- Die cast aluminium trim
- Adjustable Beam Angle version available
- Separate order of remote LED driver is available upon request



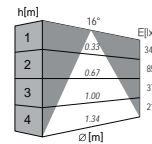
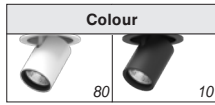
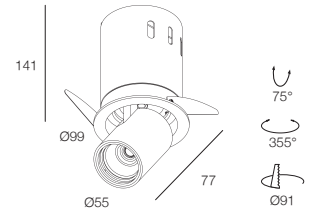
### Adjustable Version

**MX 7414 - G7 -** [ ] [ ] [ ] - [ ] [ ] [ ] - [ ] [ ] [ ]

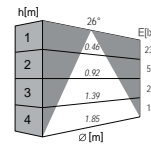


Code	CRI	Code	CCT	Code	Beam Angle	Code	Colour
8	80	27	2700K	16	16°	80	White Body
9	90	30	3000K	26	26°	10	Black Body
		35	3500K	36	36°		
		40	4000K				

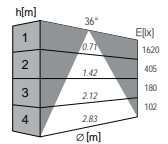
- 8.4W 240mA 1282lm, CRI80 COB LED
- 8.4W 240mA 1058m, CRI90 COB LED



MX 7414-G7-830-16



MX 7414-G7-830-26



MX 7414-G7-830-36

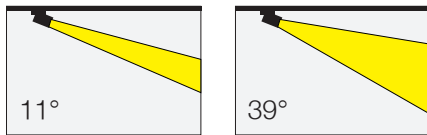
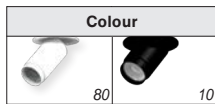
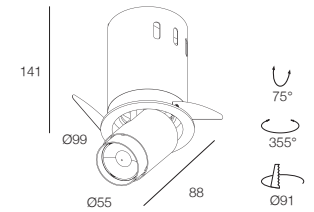
### Adjustable Beam Angle Version

**MX 7413 - G6 -** [ ] [ ] [ ] - [ ] [ ] [ ] - [ ] [ ] [ ]

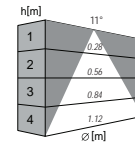


Code	CRI	Code	CCT	Code	Colour
8	80	27	2700K	80	White Body
9	90	30	3000K	10	Black Body
		35	3500K		
		40	4000K		

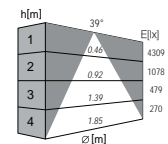
- 8.4W 240mA 1282lm, CRI80 COB LED
- 8.4W 240mA 1058m, CRI90 COB LED



Adjustable beam angle from 11° - 39°



MX 7413-G6-830



MX 7413-G6-830

### LED Driver

Ordering Code	Driving Power Range	Matching with LED Fitting	Output Current	Wiring Box Dimension(mm) (L) x (W) x (H)	Cut Hole (mm)
EC LED-240mA-12-DN(42)	6 - 10W	Gones 8.4W	240mA	220 x 45 x 30	Ø54
EC LED-SETmA-M12D-LT(40)	3 - 10W	Gones 8.8W	250mA, 1-10V Dimmable	250 x 65 x 40	Ø78



# Multi Mini Xito

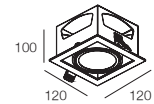
- Recessed downlight for LED Module
- Polycarbonate reflector in silver vacuum plating
- SDCM Step 1x2, high colour temperature stability
- Metal trim and body with various colour options
- Separate order of remote LED driver available upon request
- Xicato Vibrant V8/ V95 version available upon request



## MX 7481S - 13T8 - G5 - -

Code	CCT	Code	Beam Angle	Code	Colour
27	2700K	20	20°	80B	White Trim & Black Body
30	3000K	40	40°	80W	White Trim & Body
35	3500K	60	60°	10B	Black Trim & Body
40	4000K				

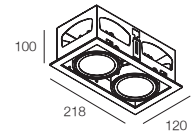
9.5W 700mA, 1300lm, CRI80+ Xicato XTM LED Module



## MX 7481D - 13T8 - G5 - -

Code	CCT	Code	Beam Angle	Code	Colour
27	2700K	20	20°	80B	White Trim & Black Body
30	3000K	40	40°	80W	White Trim & Body
35	3500K	60	60°	10B	Black Trim & Body
40	4000K				

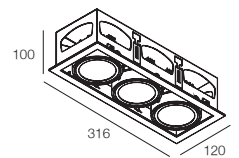
2 X 9.5W 700mA, 1300lm, CRI80+ Xicato XTM LED Module



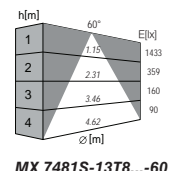
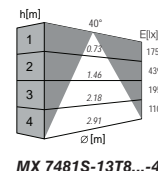
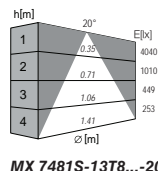
## MX 7481T - 13T8 - G5 - -

Code	CCT	Code	Beam Angle	Code	Colour
27	2700K	20	20°	80B	White Trim & Black Body
30	3000K	40	40°	80W	White Trim & Body
35	3500K	60	60°	10B	Black Trim & Body
40	4000K				

3 X 9.5W 700mA, 1300lm, CRI80+ Xicato XTM LED Module



Accessories See Page 156



### LED Driver

Ordering Code	Driving Power Range	Matching with LED Fitting	Output Current	Wiring Box Dimension(mm) (L) x (W) x (H)	Cut Hole (mm)
EC LED-SETmA-M30-PF-TCI(40)	4 - 30W	Multi Mini Xito 13T8 (9.3W)	700mA	250 x 65 x 40	Ø78
EC LED-SETmA-M20D-MiAM-TCI(40)	3 - 20W		700mA, 1-10V Dimmable		

# Multi Mini Xito Trimless

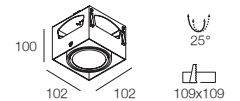
- Recessed downlight for LED Module
- Polycarbonate reflector in silver vacuum plating
- SDCM Step 1x2, high colour temperature stability
- Body with various colour options
- Separate order of remote LED driver available upon request
- Xicato Vibrant V8/ V95 version available upon request



**MX 7482S - 13T8** - - -   
 Trimless Installation Kit  
**MX TIK52S** - - - -

Code	CCT	Code	Beam Angle	Code	Colour	Colour of Installation Kit
27	2700K	20	20°	00B	Black Body	Black
30	3000K	40	40°	80W	White Body	White
35	3500K	60	60°			
40	4000K					

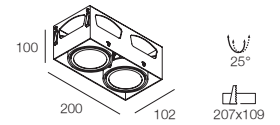
9.5W 700mA, 1300lm, CRI80+ Xicato XTM LED Module



**MX 7482D - 13T8** - - -   
 Trimless Installation Kit  
**MX TIK52D** - - - -

Code	CCT	Code	Beam Angle	Code	Colour	Colour of Installation Kit
27	2700K	20	20°	00B	Black Body	Black
30	3000K	40	40°	80W	White Body	White
35	3500K	60	60°			
40	4000K					

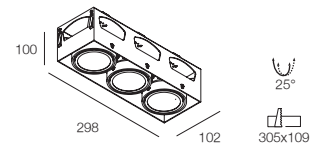
2 X 9.5W 700mA, 1300lm, CRI80+ Xicato XTM LED Module



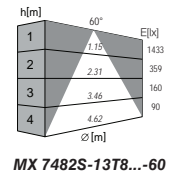
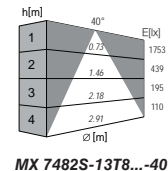
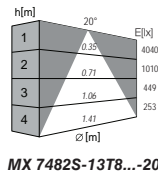
**MX 7482T - 13T8** - - -   
 Trimless Installation Kit  
**MX TIK52T** - - - -

Code	CCT	Code	Beam Angle	Code	Colour	Colour of Installation Kit
27	2700K	20	20°	00B	Black Body	Black
30	3000K	40	40°	80W	White Body	White
35	3500K	60	60°			
40	4000K					

3 X 9.5W 700mA, 1300lm, CRI80+ Xicato XTM LED Module



Accessories See Page 156




## LED Driver

Ordering Code	Driving Power Range	Matching with LED Fitting	Output Current	Wiring Box Dimension(mm) (L) x (W) x (H)	Cut Hole (mm)
<b>EC LED-SETmA-M30-PF-TCI(40)</b>	4 - 30W	Multi Mini Xito Trimless 13T8 (9.3W)	700mA	250 x 65 x 40	Ø78
<b>EC LED-SETmA-M20D-MiAM-TCI(40)</b>	3 - 20W		700mA, 1-10V Dimmable		

# Multi Mini Spot COB

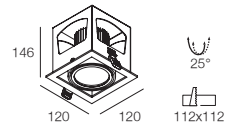
- Recessed downlight for LED Module
- Polycarbonate Collimator
- Reflector angle available in 11°
- Metal trim and body with various colour options
- Separate order of remote LED driver available upon request



## MX 7454S - G6 - [ ] [ ] [ ] - 11 - [ ] [ ] [ ]

Code	CCT	Code	CCT	Code	Colour
8	80	27	2700K	80B	White Trim & Black Body
9	90	30	3000K	80W	White Trim & Body
		35	3500K	10B	Black Trim & Body
		40	4000K		

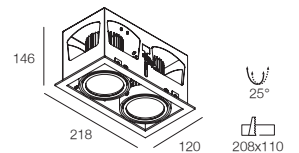
- 17.8W, 550mA, 2847lm, CRI80 COB LED
- 17.8W, 550mA, 2306lm, CRI90 COB LED



## MX 7454D - G6 - [ ] [ ] [ ] - 11 - [ ] [ ] [ ]

Code	CCT	Code	CCT	Code	Colour
8	80	27	2700K	80B	White Trim & Black Body
9	90	30	3000K	80W	White Trim & Body
		35	3500K	10B	Black Trim & Body
		40	4000K		

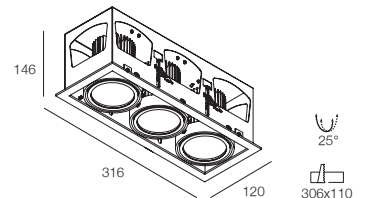
- 2 X 17.8W, 550mA, 2847lm, CRI80 COB LED
- 2 X 17.8W, 550mA, 2306lm, CRI90 COB LED



## MX 7454T - G6 - [ ] [ ] [ ] - 11 - [ ] [ ] [ ]

Code	CCT	Code	CCT	Code	Colour
8	80	27	2700K	80B	White Trim & Black Body
9	90	30	3000K	80W	White Trim & Body
		35	3500K	10B	Black Trim & Body
		40	4000K		


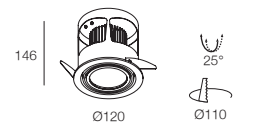
- 3 X 17.8W, 550mA, 2847lm, CRI80 COB LED
- 3 X 17.8W, 550mA, 2306lm, CRI90 COB LED



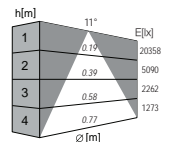
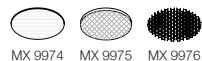
## MX 7456 - G6 - [ ] [ ] [ ] - 11 - [ ] [ ] [ ]

Code	CCT	Code	CCT	Code	Colour
8	80	27	2700K	80B	White Trim & Black Body
9	90	30	3000K	80W	White Trim & Body
		35	3500K	10B	Black Trim & Body
		40	4000K		

- 17.8W, 550mA, 2847lm, CRI 80 COB LED
- 17.8W, 550mA, 2306lm, CRI 90 COB LED



Accessories See Page 156



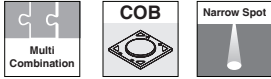
MX 7454S-G6-830-11

### LED Driver

Ordering Code	Driving Power Range	Matching with LED Fitting	Output Current	Wiring Box Dimension(mm) (L) x (W) x (H)	Cut Hole (mm)
EC LED-550mA-20-DN(40)	14 - 22W	Multi Mini Spot COB 1pc 17.8W COB LED	550mA	250 x 65 x 40	Ø78
EC LED-SETmA-M20D-MiAM-TCI(40)	2 - 20W		550mA, 1-10V Dimmable		

# Multi Mini Spot COB Trimless

- Recessed downlight for LED Module
- Polycarbonate Collimator
- Beam angle available in 11°
- Body in various colour
- Separate order of remote LED driver available upon request



## MX 7458S - G6 - 11 -

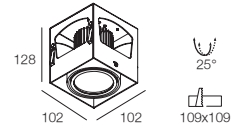
Trimless Installation Kit

MX TIK52S -

Code	CRI	Code	CCT	Code	Colour	Colour of Installation Kit
8	80	27	2700K	00B	Black Body	Black
9	90	30	3000K	80W	White Body	White
		35	3500K			
		40	4000K			

17.8W, 550mA, 2847lm, CRI80 COB LED

17.8W, 550mA, 2306lm, CRI90 COB LED



## MX 7458D - G6 - 11 -

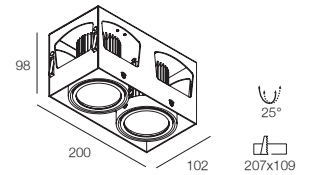
Trimless Installation Kit

MX TIK52D -

Code	CRI	Code	CCT	Code	Colour	Colour of Installation Kit
8	80	27	2700K	00B	Black Body	Black
9	90	30	3000K	80W	White Body	White
		35	3500K			
		40	4000K			

2 X 17.8W, 550mA, 2847lm, CRI80 COB LED

2 X 17.8W, 550mA, 2306lm, CRI90 COB LED



## MX 7458T - G6 - 11 -

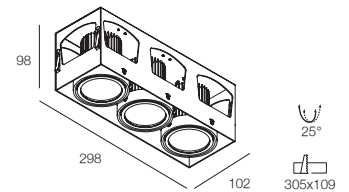
Trimless Installation Kit

MX TIK52T -

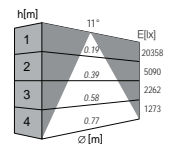
Code	CRI	Code	CCT	Code	Colour	Colour of Installation Kit
8	80	27	2700K	00B	Black Body	Black
9	90	30	3000K	80W	White Body	White
		35	3500K			
		40	4000K			

3 X 17.8W, 550mA, 2847lm, CRI80 COB LED

3 X 17.8W, 550mA, 2306lm, CRI90 COB LED



Accessories See Page 156



MX 7458S-G6-830-11

### LED Driver

Ordering Code	Driving Power Range	Matching with LED Fitting	Output Current	Wiring Box Dimension(mm) (L) x (W) x (H)	Cut Hole (mm)
EC LED-550mA-20-DN(40)	14 - 22W	Multi Mini Spot COB Trimless 1pc 17.8W COB LED	550mA	250 x 65 x 40	Ø78
EC LED-SETmA-M20D-MiAM-TCI(40)	2 - 20W		550mA, 1-10V Dimmable		

# Multi Mini COB AT

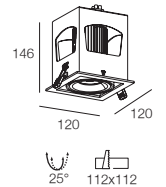
- Recessed downlight for LED Module
- Polycarbonate reflector in silver vacuum plating
- Beam angle available in 15°, 24° and 36°
- Metal trim and body with various colour options
- Separate order of remote LED driver available



## MX 7354S - G6 - [ ] [ ] [ ] - [ ] [ ] [ ] - [ ] [ ] [ ]

Code	CCT	Code	CCT	Code	Beam Angle	Code	Colour
8	80	27	2700K	15	15°	80B	White Trim & Black Body
9	90	30	3000K	25	25°	80W	White Trim & Body
		35	3500K	38	38°	10B	Black Trim & Body
		40	4000K				

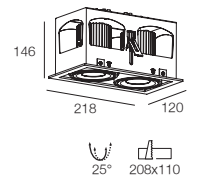
- 17.8W, 550mA, 2847lm, CRI80 COB LED
- 17.8W, 550mA, 2306lm, CRI90 COB LED



## MX 7354D - G6 - [ ] [ ] [ ] - [ ] [ ] [ ] - [ ] [ ] [ ]

Code	CCT	Code	CCT	Code	Beam Angle	Code	Colour
8	80	27	2700K	15	15°	80B	White Trim & Black Body
9	90	30	3000K	25	25°	80W	White Trim & Body
		35	3500K	38	38°	10B	Black Trim & Body
		40	4000K				

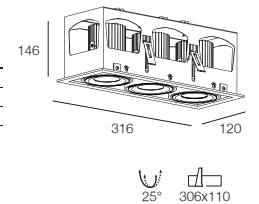
- 2 X 17.8W, 550mA, 2847lm, CRI80 COB LED
- 2 X 17.8W, 550mA, 2306lm, CRI90 COB LED



## MX 7354T - G6 - [ ] [ ] [ ] - [ ] [ ] [ ] - [ ] [ ] [ ]

Code	CCT	Code	CCT	Code	Beam Angle	Code	Colour
8	80	27	2700K	15	15°	80B	White Trim & Black Body
9	90	30	3000K	25	25°	80W	White Trim & Body
		35	3500K	38	38°	10B	Black Trim & Body
		40	4000K				

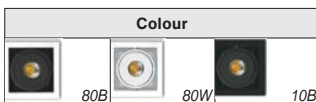
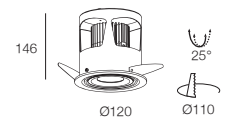
- 3 X 17.8W, 550mA, 2847lm, CRI80 COB LED
- 3 X 17.8W, 550mA, 2306lm, CRI90 COB LED



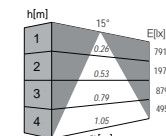
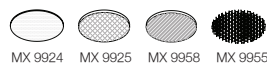
## MX 7356 - G6 - [ ] [ ] [ ] - [ ] [ ] [ ] - [ ] [ ] [ ]

Code	CCT	Code	CCT	Code	Beam Angle	Code	Colour
8	80	27	2700K	15	15°	80B	White Trim & Black Body
9	90	30	3000K	25	25°	80W	White Trim & Body
		35	3500K	38	38°	10B	Black Trim & Body
		40	4000K				

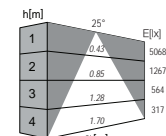
- 17.8W, 550mA, 2847lm, CRI80 COB LED
- 17.8W, 550mA, 2306lm, CRI90 COB LED



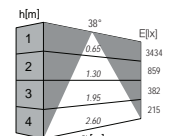
Accessories See Page 156



MX 7354S-G6-830-15



MX 7354S-G6-830-25



MX 7354S-G6-830-38


### LED Driver

Ordering Code	Driving Power Range	Matching with LED Fitting	Output Current	Wiring Box Dimension(mm) (L) x (W) x (H)	Cut Hole (mm)
EC LED-550mA-20-DN(40)	14 - 22W	Multi Mini COB AT 1pc 17.8W COB LED	550mA	250 x 65 x 40	Ø78
EC LED-SETmA-M20D-MiAM-TCI(40)	2 - 20W		550mA, 1-10V Dimmable		



# Multi Mini COB Trimless AT

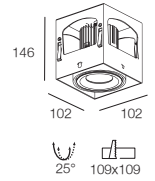
- Recessed downlight for LED Module
- Polycarbonate reflector
- Beam angle available in 15°, 24° and 36°
- Body in various colour
- Separate order of remote LED driver available



**MX 7358S - G6 -** [ ] [ ] [ ] - [ ] [ ] [ ]  
 Trimless Installation Kit  
**MX TIK52S -** [ ] [ ] [ ] [ ] [ ] [ ]

Code	CRI	Code	CCT	Code	Beam Angle	Code	Colour	Colour of Installation Kit
8	80	27	2700K	15	15°	00B	Black Body	Black
9	90	30	3000K	25	25°	80W	White Body	White
		35	3500K	38	38°			
		40	4000K					

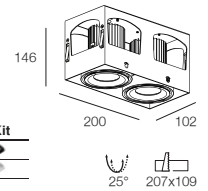
- 17.8W, 550mA, 2847lm, CRI80 COB LED
- 17.8W, 550mA, 2306lm, CRI90 COB LED



**MX 7358D - G6 -** [ ] [ ] [ ] - [ ] [ ] [ ]  
 Trimless Installation Kit  
**MX TIK52D -** [ ] [ ] [ ] [ ] [ ] [ ]

Code	CRI	Code	CCT	Code	Beam Angle	Code	Colour	Colour of Installation Kit
8	80	27	2700K	15	15°	00B	Black Body	Black
9	90	30	3000K	25	25°	80W	White Body	White
		35	3500K	38	38°			
		40	4000K					

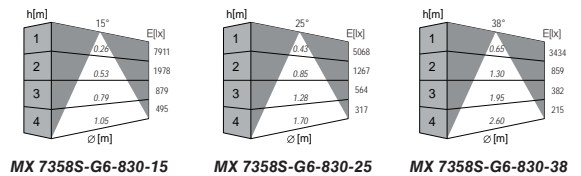

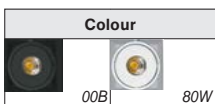
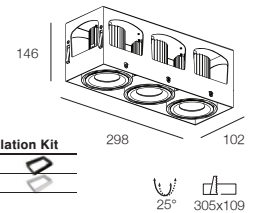
- 2 X 17.8W, 550mA, 2847lm, CRI80 COB LED
- 2 X 17.8W, 550mA, 2306lm, CRI90 COB LED



**MX 7358T - G6 -** [ ] [ ] [ ] - [ ] [ ] [ ]  
 Trimless Installation Kit  
**MX TIK52T -** [ ] [ ] [ ] [ ] [ ] [ ]


Code	CRI	Code	CCT	Code	Beam Angle	Code	Colour	Colour of Installation Kit
8	80	27	2700K	15	15°	00B	Black Body	Black
9	90	30	3000K	25	25°	80W	White Body	White
		35	3500K	38	38°			
		40	4000K					

- 3 X 17.8W, 550mA, 2847lm, CRI80 COB LED
- 3 X 17.8W, 550mA, 2306lm, CRI90 COB LED



## LED Driver

Ordering Code	Driving Power Range	Matching with LED Fitting	Output Current	Wiring Box Dimension(mm) (L) x (W) x (H)	Cut Hole (mm)
<b>EC LED-550mA-20-DN(40)</b>	14 - 22W	Multi Mini COB Trimless AT 1pc 17.8W COB LED	550mA	250 x 65 x 40	Ø78
<b>EC LED-SETmA-M20D-MiAM-TCI(40)</b>	2 - 20W		550mA, 1-10V Dimmable		







# Surface Mounted Downlight

/ Index




88

Club



89

Club COB



90

Multi Box  
Lite COB



91

Multi Box Mini  
XOB AT



92

Multi Box Mini  
COB AT

# *Insider Focal*

---

## *Club*

### *Flexible Surface-Mounted Design*

**A**n elegant surface mounted downlight with a PVD Reflector and is adjustable on request. Club is developed specifically for the most demanding lighting application for retail and transitional spaces.









# Club

- Surface mounted for LED Module
- Adjustable and fixed version available
- Die cast aluminium trim
- Polycarbonate Reflector in silver vacuum plating
- SDCM Step 1x2, high colour temperature stability
- Xicato Vibrant V8/ V95 version available upon request
- Integrated LED driver

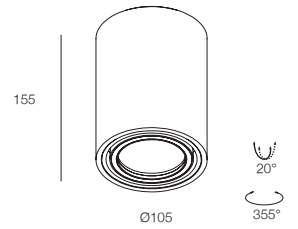


## Adjustable Version

MX 7441 - 13T8   - G6 -   -

Code	CCT	Code	Beam Angle	Code	Colour
27	2700K	20	20°	80	White
30	3000K	40	40°	10	Black
35	3500K	60	60°		
40	4000K				

9.5W 1300lm 700mA, CRI80+ Xicato XTM LED Module, Integrated Driver

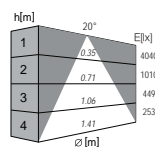

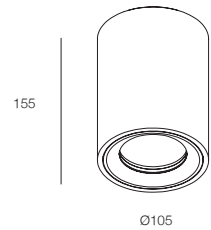


## Fixed Version

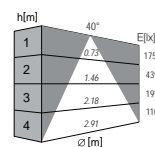
MX 7442 - 13T8   - G6 -   -

Code	CCT	Code	Beam Angle	Code	Colour
27	2700K	20	20°	80	White
30	3000K	40	40°	10	Black
35	3500K	60	60°		
40	4000K				

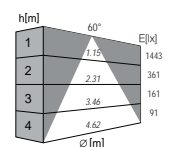
9.5W 1300lm 700mA, CRI80+ Xicato XTM LED Module, Integrated Driver



MX 7441-13T8...-20



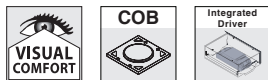
MX 7441-13T8...-40



MX 7441-13T8...-60

# Club COB

- Surface mounted for LED Module
- Adjustable and fixed version
- Die cast aluminium trim
- Polycarbonate Reflector with 3 angle options
- Integrated LED drive

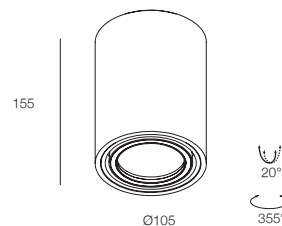


## Adjustable Version

MX 7641 - G6 - [ ] - [ ] - [ ]

Code	CRI	Code	CCT	Code	Beam Angle	Code	Colour
8	80	27	2700K	16	16°	80	White
9	90	30	3000K	24	24°	10	Black
		35	3500K	38	38°		
		40	4000K				

- 11.7W 350mA 2086lm, CRI80 COB LED, Integrated Driver
- 11.7W 350mA 1693lm, CRI90 COB LED, Integrated Driver

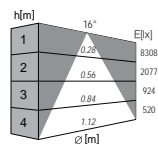

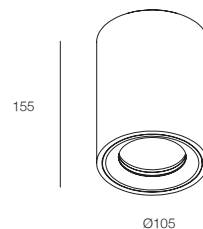


## Fixed Version

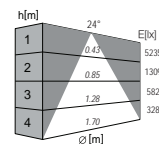
MX 7642 - G6 - [ ] - [ ] - [ ]

Code	CRI	Code	CCT	Code	Beam Angle	Code	Colour
8	80	27	2700K	16	16°	80	White
9	90	30	3000K	24	24°	10	Black
		35	3500K	38	38°		
		40	4000K				

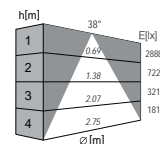
- 11.7W 350mA 2086lm, CRI80 COB LED, Integrated Driver
- 11.7W 350mA 1693lm, CRI90 COB LED, Integrated Driver



MX 7641-G6-830-16



MX 7641-G6-830-24



MX 7641-G6-830-38

# Multi Box Lite COB

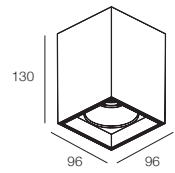
- Surface mounted downlight for LED module
- Beam angle available in 15°, 24° and 36°
- Aluminium housing, metal body available in different colours upon request
- Integrated LED driver



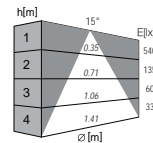
### Fixed Version

**MX 7614 - G7 -** [ ] [ ] - [ ] [ ] - [ ] [ ]

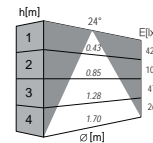
Code	CRI	Code	CCT	Code	Beam Angle	Code	Colour
8	80	27	2700K	15	15°	82	White Body & Black Reflector
9	90	30	3000K	24	24°	84	White Body & Matt Silver Reflector
		35	3500K	36	36°	12	Black Body & Reflector
		40	4000K			14	Black Body & Matt Silver Reflector



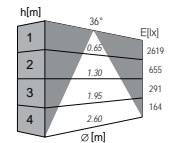
- 7.6W 250mA 1383lm, CRI80 COB LED, Integrated Driver
- 7.6W 250mA 1120lm, CRI90 COB LED, Integrated Driver




MX 7614-G7-830-15



MX 7614-G7-830-24



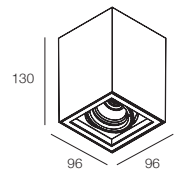
MX 7614-G7-830-36




### Adjustable Version

**MX 7615 - G7 -** [ ] [ ] - [ ] [ ] - [ ] [ ]

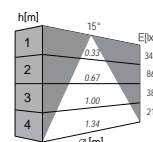
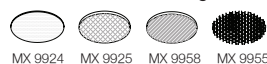
Code	CRI	Code	CCT	Code	Beam Angle	Code	Colour
8	80	27	2700K	15	15°	82	White Body & Black Reflector
9	90	30	3000K	24	24°	84	White Body & Matt Silver Reflector
		35	3500K	36	36°	12	Black Body & Reflector
		40	4000K			14	Black Body & Matt Silver Reflector



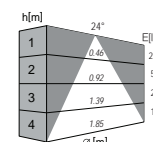
- 7.6W 250mA 1383lm, CRI80 COB LED, Integrated Driver
- 7.6W 250mA 1120lm, CRI90 COB LED, Integrated Driver



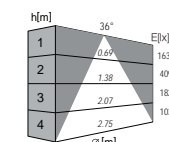
Accessories See Page 156



MX 7615-G7-830-15



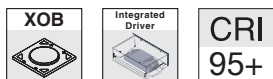
MX 7615-G7-830-24



MX 7615-G7-830-36

# Multi Box Mini XOB AT

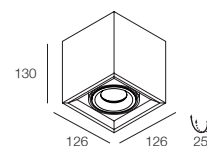
- Surface mounted downlight for LED module
- Beam angle available in 15°, 25° and 38°
- Aluminium housing, metal body available in different colours upon request
- Possible tilt adjustment
- Integrated LED driver
- Xicato Vibrant V95 version available upon request



## MX 7634S - 09OB [ ] [ ] [ ] - G7 - [ ] [ ] [ ] [ ]



Code	CRI	Code	CCT	Code	Beam Angle	Code	Colour
90	90	27	2700K	15	15°	80B	White Housing & Black Body
95	95	30	3000K	25	25°	80W	White Housing & Body
		35	3500K	38	38°	10B	Black Housing & Body
		40	4000K				

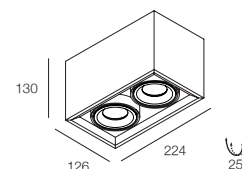


- 8.4W 250mA 1151lm, CRI90 Xicato XOB LED Module, Integrated Driver
- 8.4W 250mA 1020lm, CRI95 Xicato XOB LED Module, Integrated Driver

## MX 7634D - 09OB [ ] [ ] [ ] - G7 - [ ] [ ] [ ] [ ]



Code	CRI	Code	CCT	Code	Beam Angle	Code	Colour
90	90	27	2700K	15	15°	80B	White Housing & Black Body
95	95	30	3000K	25	25°	80W	White Housing & Body
		35	3500K	38	38°	10B	Black Housing & Body
		40	4000K				

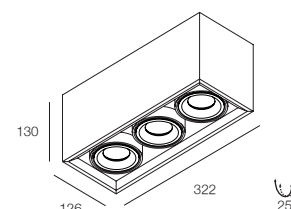


- 2 X 8.4W 250mA 1151lm, CRI90 Xicato XOB LED Module, Integrated Driver
- 2 X 8.4W 250mA 1020lm, CRI95 Xicato XOB LED Module, Integrated Driver

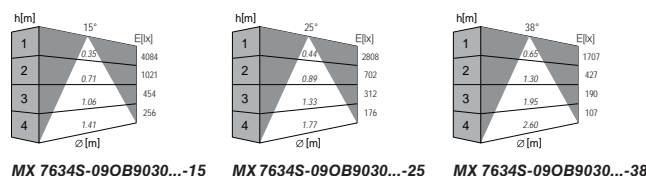


## MX 7634T - 09OB [ ] [ ] [ ] - G7 - [ ] [ ] [ ] [ ]



Code	CRI	Code	CCT	Code	Beam Angle	Code	Colour
90	90	27	2700K	15	15°	80B	White Housing & Black Body
95	95	30	3000K	25	25°	80W	White Housing & Body
		35	3500K	38	38°	10B	Black Housing & Body
		40	4000K				

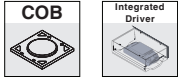


- 3 X 8.4W 250mA 1151lm, CRI90 Xicato XOB LED Module, Integrated Driver
- 3 X 8.4W 250mA 1020lm, CRI95 Xicato XOB LED Module, Integrated Driver



# Multi Box Mini COB AT

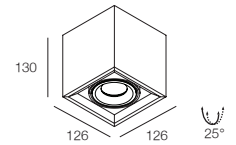
- Surface mounted downlight for LED module
- Beam angle available in 15°, 25° and 38°
- Aluminium housing, metal body available in different colours upon request
- Possible tilt adjustment
- Integrated LED driver



## MX 7334S - G7 - [ ] [ ] [ ] - [ ] [ ] [ ] - [ ] [ ] [ ]



Code	CRI	Code	CCT	Code	Beam Angle	Code	Colour
8	80	27	2700K	15	15°	80B	White Housing & Black Body
9	90	30	3000K	25	25°	80W	White Housing & Body
		35	3500K	38	38°	10B	Black Housing & Body
		40	4000K				

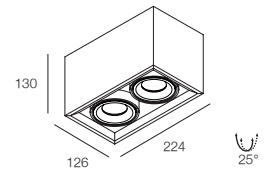


- 7.6W 250mA 1383lm, CRI80 COB LED, Integrated Driver
- 7.6W 250mA 1120lm, CRI90 COB LED, Integrated Driver

## MX 7334D - G7 - [ ] [ ] [ ] - [ ] [ ] [ ] - [ ] [ ] [ ]



Code	CRI	Code	CCT	Code	Beam Angle	Code	Colour
8	80	27	2700K	15	15°	80B	White Housing & Black Body
9	90	30	3000K	25	25°	80W	White Housing & Body
		35	3500K	38	38°	10B	Black Housing & Body
		40	4000K				

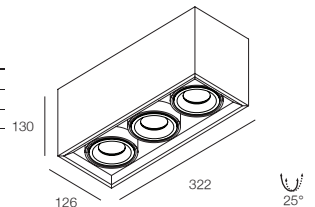


- 2 X 7.6W 250mA 1383lm, CRI80 COB LED, Integrated Driver
- 2 X 7.6W 250mA 1120lm, CRI90 COB LED, Integrated Driver

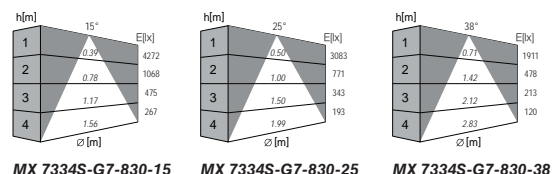


## MX 7334T - G7 - [ ] [ ] [ ] - [ ] [ ] [ ] - [ ] [ ] [ ]



Code	CRI	Code	CCT	Code	Beam Angle	Code	Colour
8	80	27	2700K	15	15°	80B	White Housing & Black Body
9	90	30	3000K	25	25°	80W	White Housing & Body
		35	3500K	38	38°	10B	Black Housing & Body
		40	4000K				



- 3 X 7.6W 250mA 1383lm, CRI80 COB LED, Integrated Driver
- 3 X 7.6W 250mA 1120lm, CRI90 COB LED, Integrated Driver









# Tracklight


/ Index



Glek IB



Armbox IB



Tracbox COB IB



Mini Armbox



Mini IB



# *Insider Focal*


---

## *Glek IB*

*Minimalist Design  
provides Good Direct Illumination*

**G**LEK IB provides a clean and elegant track light solution with their integrated driver design for your project. Extremely versatile, they can be positioned horizontally or vertically and then secured in place.

Offering 12 reflector colour options in a white housing, GLEK IB allows a bi-colour luminaire design for greater design freedom and individuality.





## *Armbox IB*

*High-Output Solution*



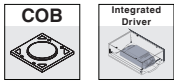
Designed with compact body, unique heat sink and built-in driver, the Armbox IB is perfect to highlight and elevate the space. The radial cold forged heat sink maximise the heat dissipation surface area and allows for optimal LED thermal management.

Armbox IB offers a wide range of beam angle varying from 18° to 42°, creating a diverse and dramatic atmosphere for target object in different accent lighting environments. It is the ideal luminaire for high output commercial lighting applications.



# Glek IB

- Aluminium body
- Polycarbonate secondary optics with various colour options
- Intergrated LED driver with 3 phase track adaptor
- Surface mounted version upon request




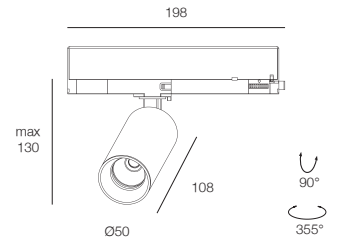
*20°, 40°, 60° Version*

**MX 6412 - G6 -** [ ] [ ] [ ] - [ ] [ ] [ ] - [ ] [ ] [ ]

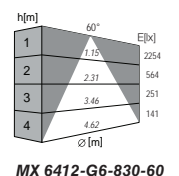
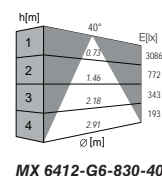
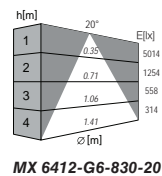
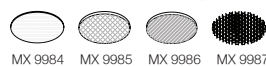


Code	CRI	Code	CCT	Code	Beam Angle	Code	Colour
8	90	27	2700K	20	20°	82	White Body & Black Reflector
9	90	30	3000K	40	40°	84	White Body & Silver Reflector
		35	3500K	60	60°	86	White Body & Sandblasted Reflector
		40	4000K			89	White Body & Rose Gold Reflector
						12	Black Body & Black Reflector
						14	Black Body & Silver Reflector
						16	Black Body & Sandblasted Reflector
						19	Black Body & Rose Gold Reflector

- 16.2W 500mA 2588lm, CRI80, COB LED Module, Integrated Driver
- 16.2W 500mA 2097lm, CRI90, COB LED Module, Integrated Driver

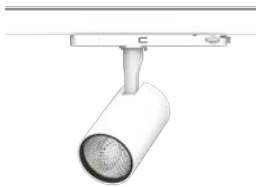
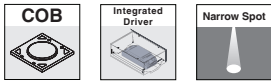


Accessories See Page 157



# Armbox IB

- Tracklight with 3-phase adaptor for LED Module
- Beam angle available in 11°, 18°, 28° and 42°
- Aluminium body available in 2 colours
- Integrated LED driver
- Surface mounted version upon request

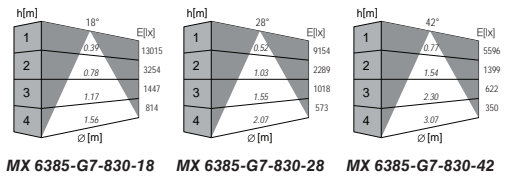
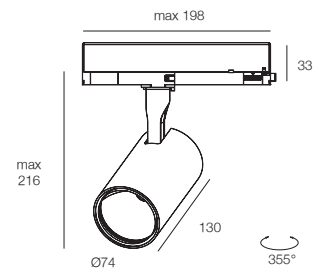


### 18°, 28°, 42° Version

**MX 6385 - G7** - □ □ □ - □ □ □ - □ □ □

Code	CRI	Code	CCT	Code	Beam Angle	Code	Colour
8	80	27	2700K	18	18°	80	White
9	90	30	3000K	28	28°	10	Black
		35	3500K	42	42°		
		40	4000K				

- 29.2W 850mA 5097lm, CRI80, COB LED Module, Integrated Driver
- 29.2W 850mA 4138lm, CRI90, COB LED Module, Integrated Driver



MX 6385-G7-830-18    MX 6385-G7-830-28    MX 6385-G7-830-42

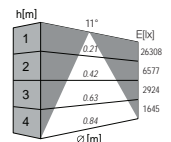
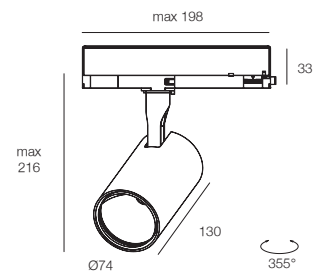


### Narrow Spot 11° Version


**MX 6386 - G7** - □ □ □ - 11 - □ □ □

Code	CRI	Code	CCT	Code	Colour
8	80	27	2700K	80	White
9	90	30	3000K	10	Black
		35	3500K		
		40	4000K		

- 26.9W 800mA 3982lm, CRI80, COB LED Module, Integrated Driver
- 26.9W 800mA 3226lm, CRI90, COB LED Module, Integrated Driver



MX 6386-G7-830-11



Accessories See Page 156



# Tracbox COB IB

- Tracklight with 3-phase adaptor for LED Module
- Beam angle available in 18°, 28° and 42°
- Aluminium body available in 2 colours
- Integrated LED driver
- Surface mounted version upon request

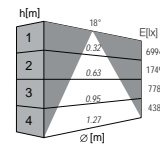
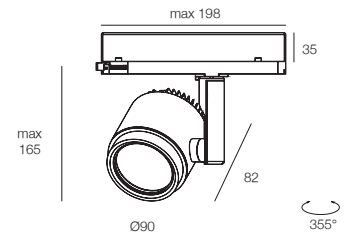


## Standard Version

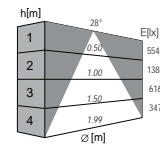
**MX 6373 - G7** - [ ] [ ] - [ ] [ ] - [ ] [ ]

Code	CRI	Code	CCT	Code	Beam Angle	Code	Colour
8	80	27	2700K	18	18°	80	White
9	90	30	3000K	28	28°	10	Black
		35	3500K	42	42°		
		40	4000K				

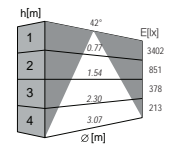
- 14.7W 450mA 2889lm, CRI80, COB LED Module, Integrated Driver
- 14.7W 450mA 2345lm, CRI90, COB LED Module, Integrated Driver



MX 6373-G7-830-18



MX 6373-G7-830-28



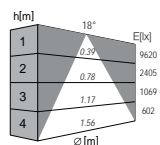
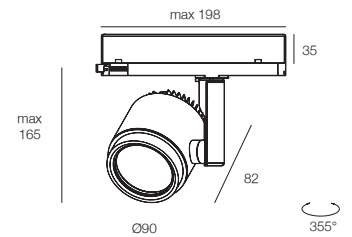
MX 6373-G7-830-42

## High-Power Version

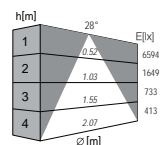
**MX 6374 - G7** - [ ] [ ] - [ ] [ ] - [ ] [ ]

Code	CRI	Code	CCT	Code	Beam Angle	Code	Colour
8	80	27	2700K	18	18°	80	White
9	90	30	3000K	28	28°	10	Black
		35	3500K	42	42°		
		40	4000K				

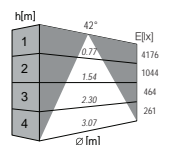
- 20.3W 600mA 3669lm, CRI80, COB LED Module, Integrated Driver
- 20.3W 600mA 2978lm, CRI90, COB LED Module, Integrated Driver



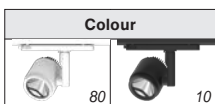
MX 6374-G7-830-18



MX 6374-G7-830-28



MX 6374-G7-830-42

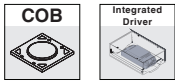


Accessories See Page 156



# Mini Armbox

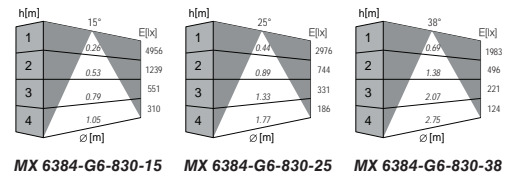

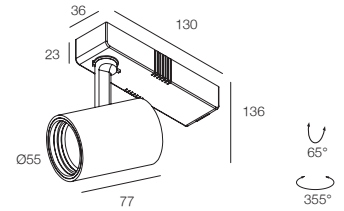
- Tracklight with single-phase adaptor for LED Module
- Beam angle available in 15°, 25° and 38°
- Adjustable beam angle version available
- Aluminium body available in 2 colours
- Integrated LED driver
- Surface mounted version upon request



## MX 6384 - G6 - [ ] - [ ] - [ ]

Code	CRI	Code	CCT	Code	Beam Angle	Code	Colour
8	80	27	2700K	15	15°	80	White
9	90	30	3000K	25	25°	10	Black
		35	3500K	38	38°		
		40	4000K				

- 10.9W 350mA 1890lm, CRI80, COB LED Module, Integrated Driver
- 10.9W 350mA 1531lm, CRI90, COB LED Module, Integrated Driver



MX 6384-G6-830-15    MX 6384-G6-830-25    MX 6384-G6-830-38

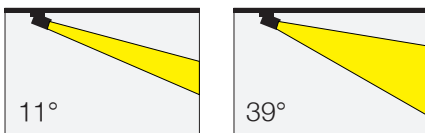
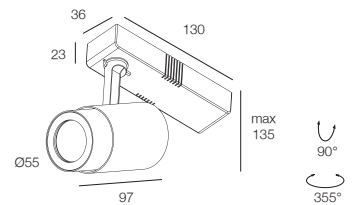


## Adjustable Beam Angle Version

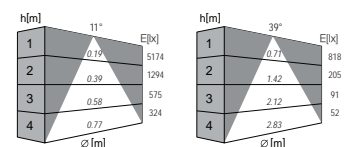
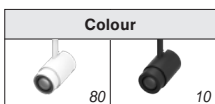
## MX 6383 - G6 - [ ] - [ ] - [ ]

Code	CRI	Code	CCT	Code	Colour
8	80	27	2700K	80	White
9	90	30	3000K	10	Black
		35	3500K		
		40	4000K		

- 10.9W 350mA 1890lm, CRI80, COB LED Module, Integrated Driver
- 10.9W 350mA 1531lm, CRI90, COB LED Module, Integrated Driver



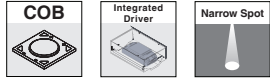
Adjustable beam angle from 11° - 39°



MX 6383-G6-830    MX 6383-G6-830

# Mini IB

- Tracklight with 3-phase adaptor for LED Module
- Beam angle available in 11°, 15°, 25° and 38°
- Aluminium body available in 2 colours
- Integrated LED driver
- Surface mounted version upon request

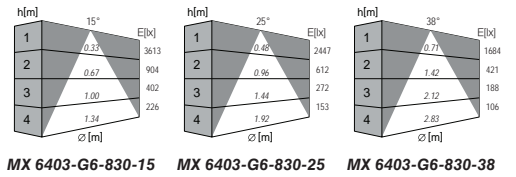
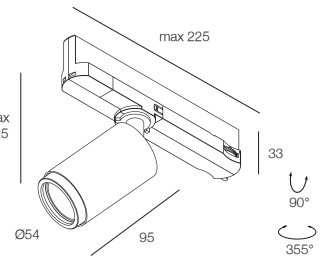


### 15°, 25°, 38° Version

**MX 6403 - G7** - □ □ □ - □ □ □ - □ □ □

Code	CRI	Code	CCT	Code	Beam Angle	Code	Colour
8	80	27	2700K	15	15°	80	White
9	90	30	3000K	25	25°	10	Black
		35	3500K	38	38°		
		40	4000K				

- 8.8W 250mA 1335lm, CRI80, COB LED Module, Integrated Driver
- 8.8W 250mA 1084lm, CRI90, COB LED Module, Integrated Driver



**MX 6403-G6-830-15    MX 6403-G6-830-25    MX 6403-G6-830-38**


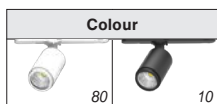
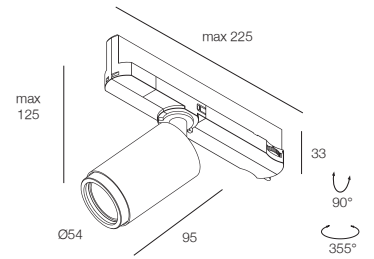


### Narrow Spot 11° Version

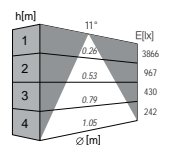
**MX 6404 - G7** - □ □ □ - 11 - □ □ □

Code	CRI	Code	CCT	Code	Colour
8	80	27	2700K	80	White
9	90	30	3000K	10	Black
		40	4000K		

- 8.8W 250mA 1335lm, CRI80, COB LED Module, Integrated Driver
- 8.8W 250mA 1084lm, CRI90, COB LED Module, Integrated Driver



Accessories See Page 157



**MX 6404-G6-830-11**











# Magnetic Track

/ Index




106

Armbox MT



107

Glek MT



108

Mini Glek MT



109

Magnetic Grille



110

Magnetic Grille  
Adjustable



111

Magnetic Linear

# Armbox MT

- Tracklight with 48V magnetic adaptor for LED Module
- Beam angle available in 20° , 40° , 60°
- SDCM 3 Step, high colour temperature stability
- Aluminium body available in 2 colours
- Separate order of remote 48V LED driver is available upon request



**NEW**

15°, 25°, 38° Version

**MX 6387 - G7** - □ □ □ □ - □ □ □ □

Code	Driver Type
<b>D</b>	DALI
<b>A</b>	1-10V
<b>N</b>	Non-Dimmable

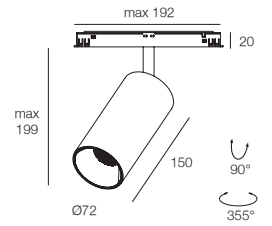
Code	CRI
<b>8</b>	80
<b>9</b>	90

Code	CCT
<b>27</b>	2700K
<b>30</b>	3000K
<b>35</b>	3500K
<b>40</b>	4000K

Code	Beam Angle
<b>15</b>	15°
<b>25</b>	25°
<b>38</b>	38°

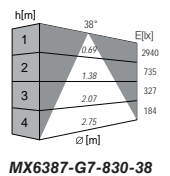
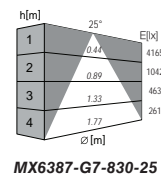
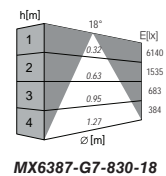
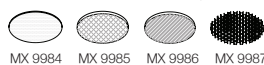
Code	Colour
<b>82</b>	White Body & Dark Chrome Reflector
<b>84</b>	White Body & Chrome Reflector
<b>86</b>	White Body & Sandblasted Reflector
<b>89</b>	White Body & Rose Gold Reflector
<b>12</b>	Black Body & Dark Chrome Reflector
<b>14</b>	Black Body & Chrome Reflector
<b>16</b>	Black Body & Sandblasted Reflector
<b>19</b>	Black Body & Rose Gold Reflector

- 48V DC, 23.1W 700mA 3544lm, CRI80 COB LED Module
- 48V DC, 23.1W 700mA 2871lm, CRI90 COB LED Module



Colour			
82	84	86	89
12	14	16	19

Accessories See Page 157



# Glek MT

- Tracklight with 48V magnetic adaptor for LED Module
- Beam angle available in 20°, 40°, 60°
- SDCM 3 Step, high colour temperature stability
- Aluminium body available in 2 colours
- Separate order of remote 48V LED driver is available upon request



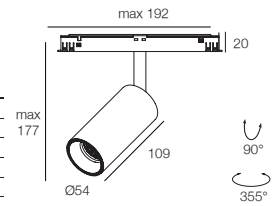
**NEW**

20°, 40°, 60° Version

**MX 6421 - G7** - □ □ □ □ - □ □ □ □

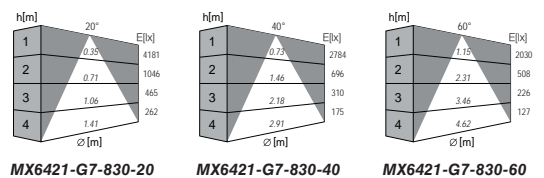
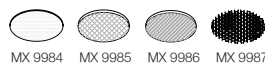
Code	Driver Type	Code	CRI	Code	CCT	Code	Beam Angle	Code	Colour
<b>D</b>	DALI	<b>8</b>	80	<b>27</b>	2700K	<b>20</b>	20°	<b>82</b>	White Body & Dark Chrome Reflector
<b>A</b>	1-10V	<b>9</b>	90	<b>30</b>	3000K	<b>40</b>	40°	<b>84</b>	White Body & Chrome Reflector
<b>N</b>	Non-Dimmable			<b>35</b>	3500K	<b>60</b>	60°	<b>86</b>	White Body & Sandblasted Reflector
				<b>40</b>	4000K			<b>89</b>	White Body & Rose Gold Reflector
								<b>12</b>	Black Bobby & Dark Chrome Reflector
								<b>14</b>	Black Bobby & Chrome Reflector
								<b>16</b>	Black Bobby & Sandblasted Reflector
								<b>19</b>	Black Bobby & Rose Gold Reflector

- 48V DC, 17.7W 550mA 2864lm, CRI80 COB LED Module
- 48V DC, 17.7W 550mA 2320lm, CRI90 COB LED Module



Colour			
82	84	86	89
12	14	16	19

Accessories See Page 157





# Mini Glek MT

- Tracklight with 48V magnetic adaptor for LED Module
- Beam angle available in 20°, 40°, 60°
- SDCM 3 Step, high colour temperature stability
- Aluminium body available in 2 colours
- Separate order of remote 48V LED driver is available upon request



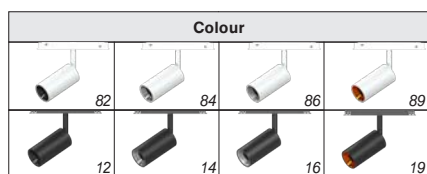
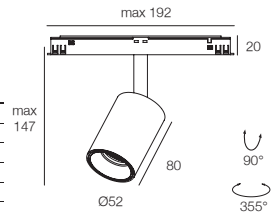
**NEW**

20°, 40°, 60° Version

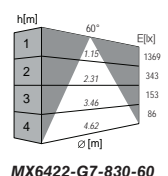
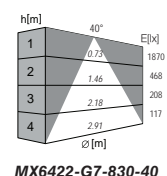
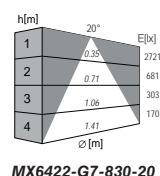
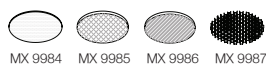
**MX 6422 - G7** - □ □ □ □ - □ □ □ □

Code	Driver Type	Code	CRI	Code	CCT	Code	Beam Angle	Code	Colour
<b>D</b>	DALI	<b>8</b>	80	<b>27</b>	2700K	<b>20</b>	20°	<b>82</b>	White Body & Dark Chrome Reflector
<b>A</b>	1-10V	<b>9</b>	90	<b>30</b>	3000K	<b>40</b>	40°	<b>84</b>	White Body & Chrome Reflector
<b>N</b>	Non-Dimmable			<b>35</b>	3500K	<b>60</b>	60°	<b>86</b>	White Body & Sandblasted Reflector
				<b>40</b>	4000K			<b>89</b>	White Body & Rose Gold Reflector
								<b>12</b>	Black Bobby & Dark Chrome Reflector
								<b>14</b>	Black Bobby & Chrome Reflector
								<b>16</b>	Black Bobby & Sandblasted Reflector
								<b>19</b>	Black Bobby & Rose Gold Reflector

- 48V DC, 10.9W 350mA 1894lm, CRI80 COB LED Module
- 48V DC, 10.9W 350mA 1534lm, CRI90 COB LED Module




Accessories See Page 157



# Magnetic Grille

- Grille light with 48V magnetic adaptor
- SDCM 3 Step, high colour temperature stability
- Aluminium body available in 2 colours
- Custom power and length upon request
- Separate order of remote 48V driver available upon request

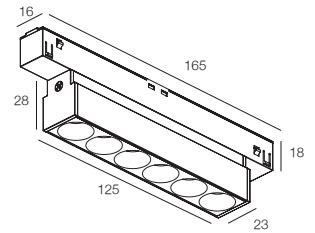


NEW

## MX 6497 - G4 - 125 - [ ] [ ] [ ] - [ ] [ ] - [ ] [ ]

Code	Driver Type	Code	CRI	Code	CCT	Code	Beam Angle	Code	Colour
D	DALI	8	80	27	2700K	24	24°	84	White Body & Silver Reflector
A	1-10V	9	90	30	3000K	50	50°	82	White Body & Black Reflector
N	Non-Dimmable			35	3500K			14	Black Body & Silver Reflector
				40	4000K			12	Black Body & Black Reflector

- 3.6W 100mA, 6 x 0.6W 500lm, CRI80 SMD LED
- 3.6W 100mA, 6 x 0.6W 433lm, CRI90 SMD LED

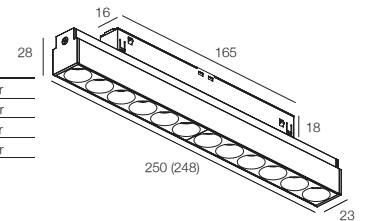


NEW

## MX 6497 - G4 - 245 - [ ] [ ] [ ] - [ ] [ ] - [ ] [ ]

Code	Driver Type	Code	CRI	Code	CCT	Code	Beam Angle	Code	Colour
D	DALI	8	80	27	2700K	24	24°	84	White Body & Silver Reflector
A	1-10V	9	90	30	3000K	50	50°	82	White Body & Black Reflector
N	Non-Dimmable			35	3500K			14	Black Body & Silver Reflector
				40	4000K			12	Black Body & Black Reflector

- 7.2W 200mA, 12 x 0.6W 1000lm, CRI80 SMD LED
- 7.2W 200mA, 12 x 0.6W 866lm, CRI90 SMD LED

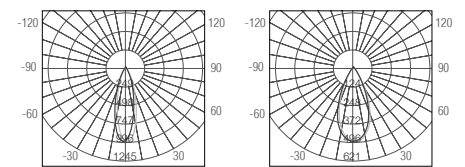
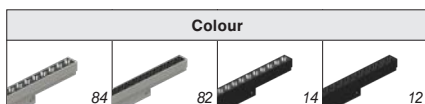
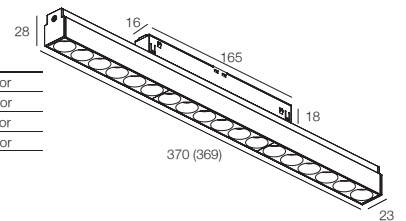


NEW

## MX 6497 - G4 - 365 - [ ] [ ] [ ] - [ ] [ ] - [ ] [ ]

Code	Driver Type	Code	CRI	Code	CCT	Code	Beam Angle	Code	Colour
D	DALI	8	80	27	2700K	24	24°	84	White Body & Silver Reflector
A	1-10V	9	90	30	3000K	50	50°	82	White Body & Black Reflector
N	Non-Dimmable			35	3500K			14	Black Body & Silver Reflector
				40	4000K			12	Black Body & Black Reflector

- 10.8W 300mA, 18 x 0.6W 1500lm, CRI80 SMD LED
- 10.8W 300mA, 18 x 0.6W 1300lm, CRI90 SMD LED



MX 6497-G4-125-830-24

MX 6497-G4-125-830-50

# Magnetic Grille Adjustable

- Grille light with 48V magnetic adaptor
- SDCM 3 Step, high colour temperature stability
- Adjustable version
- Aluminium body available in 2 colours
- Custom power and length upon request
- Separate order of remote 48V driver available upon request

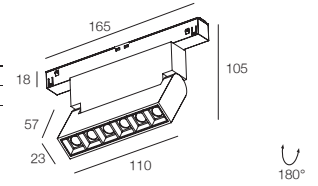


NEW

## MX 6499 - G4 - 110 - [ ] [ ] [ ] - [ ] [ ] - [ ] [ ]

Code	Driver Type	Code	CRI	Code	CCT	Code	Beam Angle	Code	Colour
D	DALI	8	80	27	2700K	24	24°	82	White Body & Black Reflector
A	1-10V	9	90	30	3000K	50	50°	12	Black Body & Black Reflector
N	Non-Dimmable			35	3500K				
				40	4000K				

- 5.6W 150mA, 6 x 0.94W 714lm, CRI80 SMD LED
- 5.6W 150mA, 6 x 1W 618lm, CRI90 SMD LED

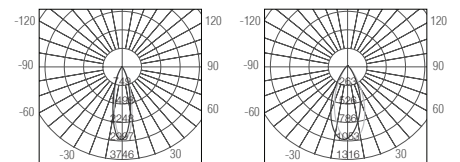

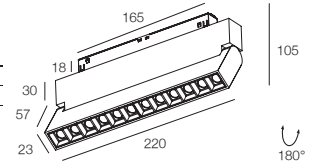


NEW

## MX 6499 - G4 - 220 - [ ] [ ] [ ] - [ ] [ ] - [ ] [ ]

Code	Driver Type	Code	CRI	Code	CCT	Code	Beam Angle	Code	Colour
D	DALI	8	80	27	2700K	24	24°	82	White Body & Black Reflector
A	1-10V	9	90	30	3000K	50	50°	12	Black Body & Black Reflector
N	Non-Dimmable			35	3500K				
				40	4000K				

- 11.2W 300mA, 12 x 0.94W 1430lm, CRI80 SMD LED
- 11.2W 300mA, 12 x 0.94W 1240lm, CRI90 SMD LED



MX6499-G4-220-830-24

MX6499-G4-220-830-50

# Magnetic Linear

- Linear light with 48V magnetic adaptor
- SDCM 3 Step, high colour temperature stability
- Aluminium body available in 2 colours
- Custom power and length upon request
- Separate order of remote 48V LED driver is available upon request

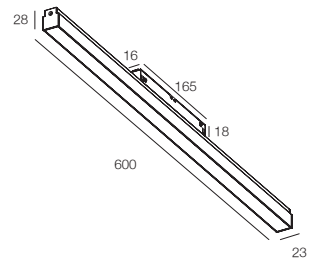


NEW

## MX 6496 - G4 - 600 - [ ] [ ] [ ] [ ] - [ ] [ ]

Code	Driver Type	Code	CRI	Code	CCT	Code	Colour
<b>D</b>	DALI	<b>8</b>	80	<b>27</b>	2700K	<b>80</b>	White
<b>A</b>	1-10V	<b>9</b>	90	<b>30</b>	3000K	<b>10</b>	Black
<b>N</b>	Non-Dimmable			<b>35</b>	3500K		
				<b>40</b>	4000K		

- 10.2W 300mA 1620lm, CRI90 SMD LED
- 10.2W 300mA 1400lm, CRI90 SMD LED

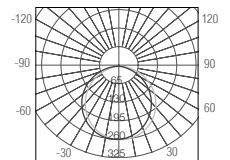
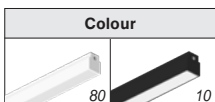
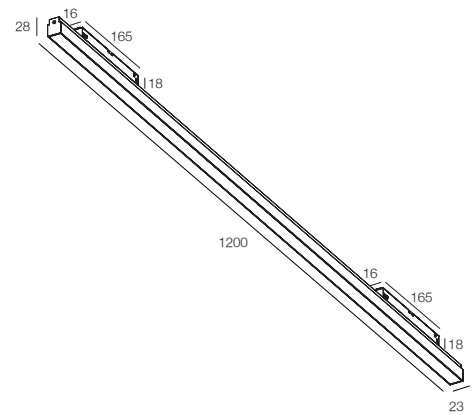


NEW

## MX 6496 - G4 - 1200 - [ ] [ ] [ ] [ ] - [ ] [ ]

Code	Driver Type	Code	CRI	Code	CCT	Code	Colour
<b>D</b>	DALI	<b>8</b>	80	<b>27</b>	2700K	<b>80</b>	White
<b>A</b>	1-10V	<b>9</b>	90	<b>30</b>	3000K	<b>10</b>	Black
<b>N</b>	Non-Dimmable			<b>35</b>	3500K		
				<b>40</b>	4000K		

- 20.4W 600mA 3240lm, CRI90 SMD LED
- 20.4W 600mA 2800lm, CRI90 SMD LED



MX 6496-G4-600-830

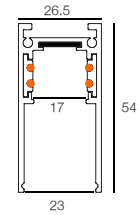
# Magnetic Track Accessory



*Magnetic Track A - Surface Mounted*

**AP - KH M20A** -  -

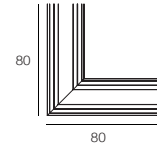
Code	Type	Code	Colour
<b>10</b>	1000mm	<b>B</b>	Black
<b>20</b>	2000mm	<b>W</b>	White



*L connector (Horizontal Direction) for Magnetic Track A*

**AP - KH M211 - 20A** -

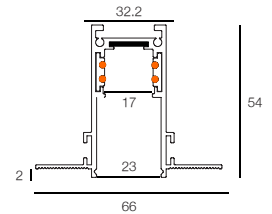
Code	Colour
<b>B</b>	Black
<b>W</b>	White



*Magnetic Track B - Trimless Recessed*

**AP - KH M20B** -  -

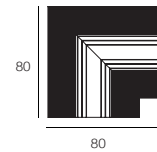
Code	Type	Code	Colour
<b>10</b>	1000mm	<b>B</b>	Black
<b>20</b>	2000mm	<b>W</b>	White



*L connector (Horizontal Direction) for Magnetic Track B*

**AP - KH M211 - 20B** -

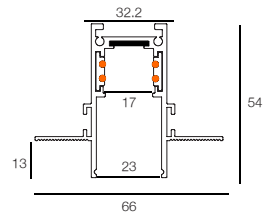
Code	Colour
<b>B</b>	Black
<b>W</b>	White



*Magnetic Track C - Trimless Recessed*

**AP - KH M20C** -  -

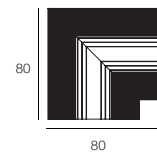
Code	Type	Code	Colour
<b>10</b>	1000mm	<b>B</b>	Black
<b>20</b>	2000mm	<b>W</b>	White



*L connector (Horizontal Direction) for Magnetic Track C*

**AP - KH M211 - 20C** -

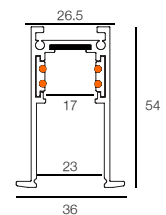
Code	Colour
<b>B</b>	Black
<b>W</b>	White



*Magnetic Track D - Trimless Recessed*

**AP - KH M20D** -  -

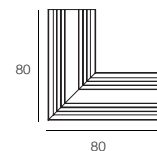
Code	Type	Code	Colour
<b>10</b>	1000mm	<b>B</b>	Black
<b>20</b>	2000mm	<b>W</b>	White



*L connector (Horizontal Direction) for Magnetic Track D*


**AP - KH M211 - 20D** -

Code	Colour
<b>B</b>	Black
<b>W</b>	White

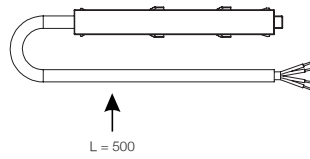




*Magnetic Track - Power Connector (With wire)*

**AP - KH M312 - G2** - 

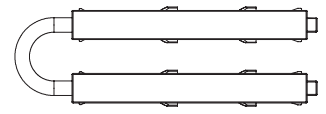
Code	Colour
<b>B</b>	Black
<b>W</b>	White



*Magnetic Track - Power Connector (Dubble)*

**AP - KH M313** - 

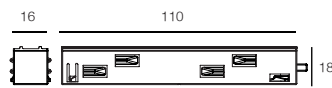
Code	Colour
<b>B</b>	Black
<b>W</b>	White



*Magnetic Track - Joiner Connector*

**AP - KH M316** - 

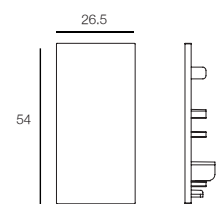
Code	Colour
<b>B</b>	Black
<b>W</b>	White



*End Cap*

**AP - KH M317** - 

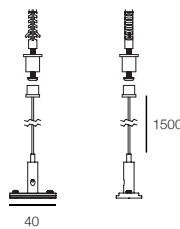
Code	Colour
<b>B</b>	Black
<b>W</b>	White



*Magnetic Track - Suspension Kits*

**AP - KH M391** - 

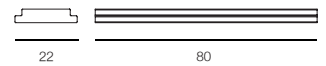
Code	Colour
<b>B</b>	Black
<b>W</b>	White



*Magnetic Track - Connector Bracket*

**AP - KH M392** - 

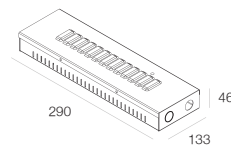
Code	Colour
<b>B</b>	Black
<b>W</b>	White



*48V DC Transformer*

**EC LED-48V-200-MW(34)**

- 48V DC 200W Electronic transformer, provide with wiring box
- Other power output at 48V DC transformer is available on request





# Troffer & Profile System

/ Index



118

Line 40



119

Line 60



120

Line 80



121

DIP

Tunable White  
(Anti Glare Microfilm  
with Air Slot Version)



122

DIP

(Diffuser Version)



123

DIP

(Diffuser with  
Air Slot Version)



124

DIP

(Anti Glare  
Microfilm Version)



125

DIP

(Anti Glare Microfilm  
with Air Slot Version)



126

DIP

(Metal Mesh  
Hole Version)



127

DIP

(Metal Mesh Hole  
with Air Slot Version)



128

S-Extal G3



129

B-Extal



130

B-Extal  
Tunable White


# Insider Focal

## DIP

### Next Generation Green Lighting in Office

DIP LED Panel emits both direct and indirect illumination to maximise staff comfort with uniform light distribution in an office and commercial environment. With impressive visual comfort and dimming possibilities, DIP LED Panel can save up to 70% energy comparing to traditional T5 fluorescent.

The diffuser incorporates an innovative micro film that optimizes the control of beam angles and minimizes glare, so that a low Unified Glare Ratio can be achieved.








Powered by Philips Fortimo LED Module  
(High Efficiency)

High Light  
transmission diffuser



Diffuser with Anti-Glare Film


Indirect Swing for comfort and  
soft illumination without hotspot

Integrate emergency  
power pack (Optional)



# Line 40

- LED system in extrusion aluminium body
- Frosted White Polycarbonate diffuser
- Custom length available
- Provided with mounting accessories
- Integrated LED Driver
- Custom size upon request

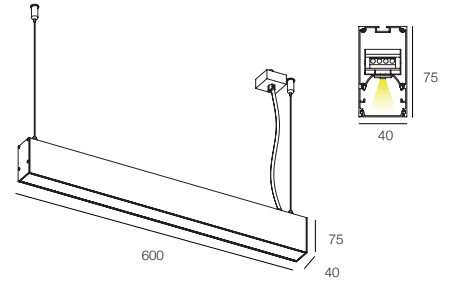


**NEW**

## MX 5520D9P - G2 - 600 - [ ] [ ] [ ] - [ ]

Code	CRI	Code	CCT	Code	Aluminium Housing Colour
8	80	27	2700K	B	Black Body
9	90	30	3000K	W	White Body
		35	3500K		
		40	4000K		

- 14W 400mA 2496lm, CRI80, SMD LED, Integrated LED Driver
- 14W 400mA 2112lm, CRI90, SMD LED, Integrated LED Driver

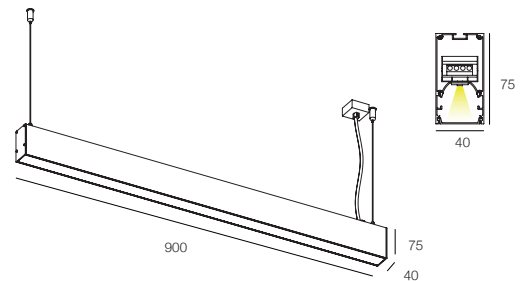


**NEW**

## MX 5520D9P - G2 - 900 - [ ] [ ] [ ] - [ ]

Code	CRI	Code	CCT	Code	Aluminium Housing Colour
8	80	27	2700K	B	Black Body
9	90	30	3000K	W	White Body
		35	3500K		
		40	4000K		

- 21W 600mA 3744lm, CRI80, SMD LED, Integrated LED Driver
- 21W 600mA 3168lm, CRI90, SMD LED, Integrated LED Driver

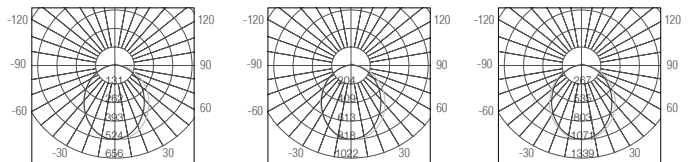

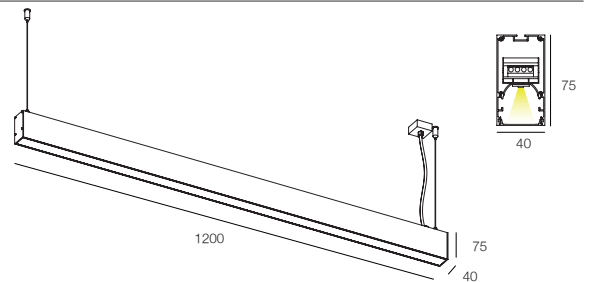


**NEW**

## MX 5520D9P - G2 - 1200 - [ ] [ ] [ ] - [ ]

Code	CRI	Code	CCT	Code	Aluminium Housing Colour
8	80	27	2700K	B	Black Body
9	90	30	3000K	W	White Body
		35	3500K		
		40	4000K		

- 28.1W 800mA 4992lm, CRI80, SMD LED, Integrated LED Driver
- 28.1W 800mA 4224lm, CRI90, SMD LED, Integrated LED Driver



MX 5520D9P-600-830

MX 5520D9P-900-830

MX 5520D9P-1200-830

### Accessory

Mounting Accessories included in each set



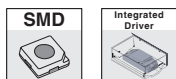

Automatic suspension x 4pcs with 1500mm wire



Cable base with 3 x 0.75mm<sup>2</sup> cable, 1500mm in length  
5 x 0.75mm<sup>2</sup> version for 2 circuits available on request

# Line 60

- LED system in extrusion aluminium body
- Frosted White Polycarbonate diffuser
- Custom length available
- Provided with mounting accessories
- Integrated LED Driver
- Custom size upon request

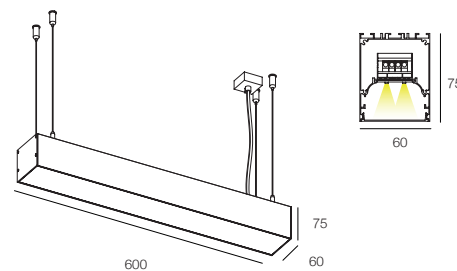


NEW

## MX 5521D9P - G2 - 600 - [ ] - [ ]

Code	CRI	Code	CCT	Code	Aluminium Housing Colour
8	80	27	2700K	B	Black Body
9	90	30	3000K	W	White Body
		35	3500K		
		40	4000K		

- 13.6W 400mA 2527lm, CRI80, SMD LED, Integrated LED Driver
- 13.6W 400mA 2138lm, CRI90, SMD LED, Integrated LED Driver

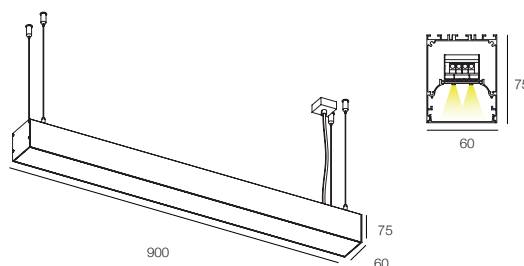


NEW

## MX 5521D9P - G2 - 900 - [ ] - [ ]

Code	CRI	Code	CCT	Code	Aluminium Housing Colour
8	80	27	2700K	B	Black Body
9	90	30	3000K	W	White Body
		35	3500K		
		40	4000K		

- 20.4W 600mA 3791lm, CRI80, SMD LED, Integrated LED Driver
- 20.4W 600mA 3208lm, CRI90, SMD LED, Integrated LED Driver

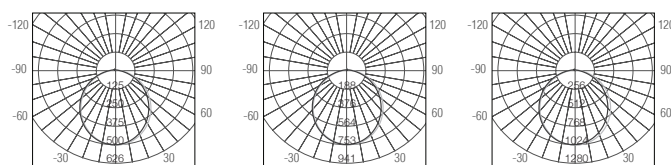

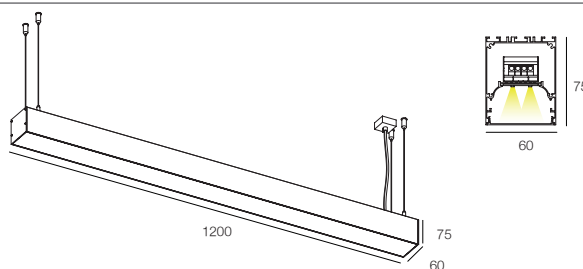


NEW

## MX 5521D9P - G2 - 1200 - [ ] - [ ]

Code	CRI	Code	CCT	Code	Aluminium Housing Colour
8	80	27	2700K	B	Black Body
9	90	30	3000K	W	White Body
		35	3500K		
		40	4000K		

- 27.2W 800mA 5054lm, CRI80, SMD LED, Integrated LED Driver
- 27.2W 800mA 4277lm, CRI90, SMD LED, Integrated LED Driver



MX 5521D9P-600-830

MX 5521D9P-900-830

MX 5521D9P-1200-830

### Accessory

Mounting Accessories included in each set




Automatic suspension x 4pcs with 1500mm wire



Cable base with 3 x 0.75mm<sup>2</sup> cable, 1500mm in length  
5 x 0.75mm<sup>2</sup> version for 2 circuits available on request

# Line 80

- LED system in extrusion aluminium body
- Frosted White Polycarbonate diffuser
- Custom length available
- Provided with mounting accessories
- Integrated LED Driver
- Custom size upon request

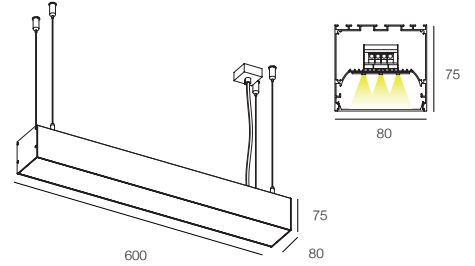


**NEW**

## MX 5522D9P - G2 - 600 - [ ] [ ] [ ] - [ ]

Code	CRI	Code	CCT	Code	Aluminium Housing Colour
8	80	27	2700K	B	Black Body
9	90	30	3000K	W	White Body
		35	3500K		
		40	4000K		

- 13.2W 400mA 2106lm, CRI80, SMD LED, Integrated LED Driver
- 13.2W 400mA 1782lm, CRI90, SMD LED, Integrated LED Driver

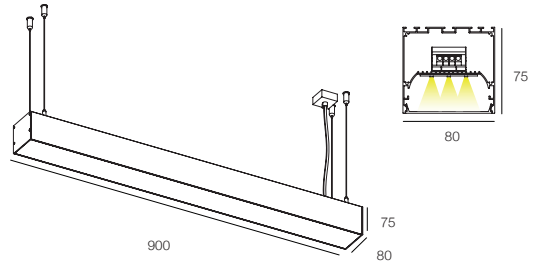


**NEW**

## MX 5522D9P - G2 - 900 - [ ] [ ] [ ] - [ ]

Code	CRI	Code	CCT	Code	Aluminium Housing Colour
8	80	27	2700K	B	Black Body
9	90	30	3000K	W	White Body
		35	3500K		
		40	4000K		

- 19.9W 600mA 3159lm, CRI80, SMD LED, Integrated LED Driver
- 19.9W 600mA 2673lm, CRI90, SMD LED, Integrated LED Driver

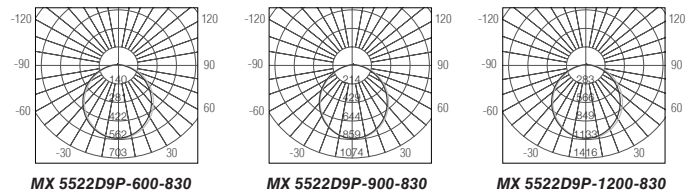

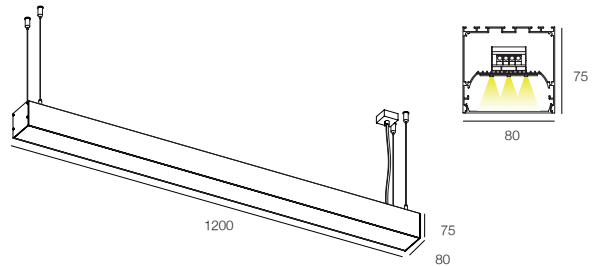


**NEW**

## MX 5522D9P - G2 - 1200 - [ ] [ ] [ ] - [ ]

Code	CRI	Code	CCT	Code	Aluminium Housing Colour
8	80	27	2700K	B	Black Body
9	90	30	3000K	W	White Body
		35	3500K		
		40	4000K		

- 26.5W 800mA 4212lm, CRI80, SMD LED, Integrated LED Driver
- 26.5W 800mA 3564lm, CRI90, SMD LED, Integrated LED Driver



### Accessory

Mounting Accessories included in each set



Automatic suspension x 4pcs with 1500mm wire

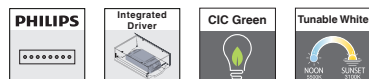


Cable base with 3 x 0.75mm<sup>2</sup> cable, 1500mm in length  
5 x 0.75mm<sup>2</sup> version for 2 circuits available on request

## DIP Tunable White (Anti Glare Microfilm with Air Slot Version)

- Direct and indirect lighting concept, soft lighting effect for office setting
- CRI90, 3000K/ 3500K/ 4000K options
- Mesh hole metal front plate
- SCDM Step 3, high colour temperature stability
- Zhaga-Comply LED product
- Custom size upon request
- Integrated LED driver

\* CIC version only available on CRI 90



Diffuser with Anti-Glare Film

NEW

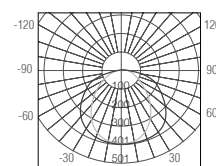
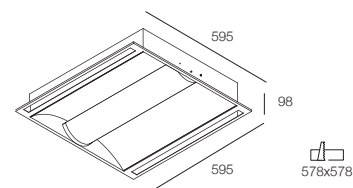
DIP 595 x 595mm

**MX 7496AS - G6 - TW - W - 80**

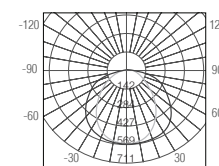
**MX 7496AS - G6 - TW - W - 80EB** (for Emergency Power Pack)

Code	Driver Type	Code	LED Module
D	DALI	11	11.3W 350mA 2030lm (2700K)
A	1-10V		11.3W 350mA 2198lm (6500K)
N	Non-Dimmable	16	16.3W 500mA 2900lm (2700K)
			16.3W 500mA 3140lm (6500K)

Philips LED Module, Integrated Driver



MX 7496AS-G6-DTW-11W-80



MX 7496AS-G6-DTW-17W-80

NEW

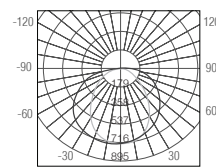
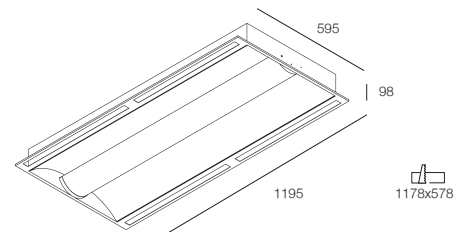
DIP 1195 x 595mm

**MX 7497AS - G6 - TW - W - 80**

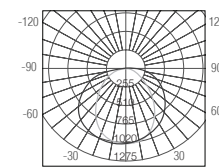
**MX 7497AS - G6 - TW - W - 80EB** (for Emergency Power Pack)

Code	Driver Type	Code	LED Module
D	DALI	23	22.8W 700mA 4060lm (2700K)
A	1-10V		22.8W 700mA 4396lm (6500K)
N	Non-Dimmable	33	32.5W 1000mA 5800lm (2700K)
			32.5W 1000mA 6280lm (6500K)

Philips LED Module, Integrated Driver



MX 7497AS-G6-DTW-23W-80



MX 7497AS-G6-DTW-33W-80

### Accessory

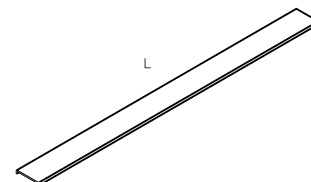
#### Air Slot Cover Plate

**MX AS - 600**

Length 591mm

**MX AS - 1200**

Length 1191mm



### Emergency Power Pack

Ordering Code	Matching With	Specification
<b>EC EK-LED020-K2</b>	For MX 7496AS - ...- .. W - 80 EB	180mA, 2hrs, 980lm. Full set will be integrated in DIP
<b>EC EK-LED021-K2</b>	For MX 7497AS - ...- .. W - 80 EB	360mA, 2hrs, 1900lm. Full set will be integrated in DIP

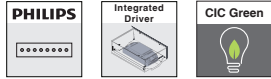
# DIP (Diffuser Version)

- Direct and indirect lighting concept, soft lighting effect for office setting
- CRI90, 3000K/ 3500K/ 4000K options
- Milky White Polycarbonate diffuser with glow wire test ready, high lighting transmission
- SCDM Step 3, high colour temperature stability
- Zhaga-Comply LED product
- Custom size upon request
- Integrated LED driver

\* CIC version only available on CRI 90



Diffuser with Line Pattern



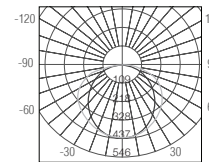
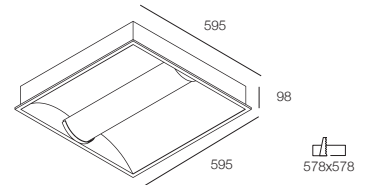
## DIP 595 x 595mm

**MX 7398 - G6 -** [ ] [ ] [ ] [ ] - [ ] [ ] **W - 80**

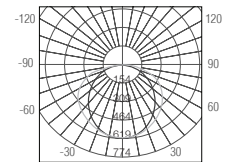
**MX 7398 - G6 -** [ ] [ ] [ ] [ ] - [ ] [ ] **W - 80EB** (for Emergency Power Pack)

Code	Driver Type	Code	CRI	Code	CCT	Code	LED Module
<b>D</b>	DALI	<b>8</b>	80	<b>30</b>	3000K	<b>11</b>	11.3W 350mA 2140lm
<b>A</b>	1-10V	<b>9</b>	90	<b>35</b>	3500K	<b>17</b>	16.5W 500mA 3058lm
<b>N</b>	Non-Dimmable			<b>40</b>	4000K		

[ ] Philips LED Module, Integrated Driver



MX 7398-G6-840-11W-80



MX 7398-G6-840-17W-80

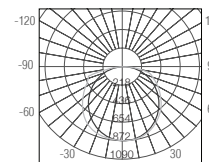
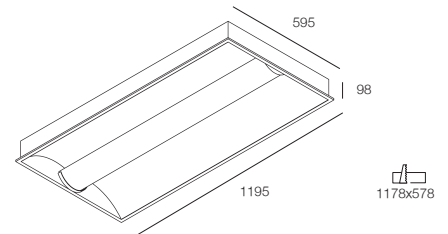
## DIP 1195 x 595mm

**MX 7399 - G6 -** [ ] [ ] [ ] [ ] - [ ] [ ] **W - 80**

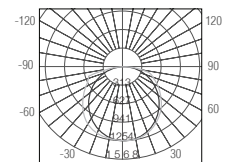
**MX 7399 - G6 -** [ ] [ ] [ ] [ ] - [ ] [ ] **W - 80EB** (for Emergency Power Pack)

Code	Driver Type	Code	CRI	Code	CCT	Code	LED Module
<b>D</b>	DALI	<b>8</b>	80	<b>30</b>	3000K	<b>23</b>	23W 700mA 4280lm
<b>A</b>	1-10V	<b>9</b>	90	<b>35</b>	3500K	<b>33</b>	33.3W 1000mA 6116lm
<b>N</b>	Non-Dimmable			<b>40</b>	4000K		

[ ] Philips LED Module, Integrated Driver



MX 7399-G6-840-23W-80



MX 7399-G6-840-32W-80

## Emergency Power Pack

Ordering Code	Matching With	Specification
<b>EC EK-LED020-K2</b>	For MX 7398 - ..... W - 80 EB	180mA, 2hrs, 980lm. Full set will be integrated in DIP
<b>EC EK-LED021-K2</b>	For MX 7399 - ..... W - 80 EB	360mA, 2hrs, 1900lm. Full set will be integrated in DIP



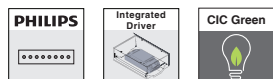
# DIP (Diffuser with Air Slot Version)

- Direct and indirect lighting concept, soft lighting effect for office setting
- CRI90, 3000K/ 3500K/ 4000K options
- Milky White Polycarbonate diffuser with glow wire test ready, high lighting transmission
- SCDM Step 3, high colour temperature stability
- Zhaga-Comply LED product
- Custom size upon request
- Integrated LED driver

\* CIC version only available on CRI 90



Diffuser with Line Pattern

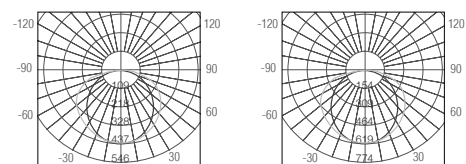
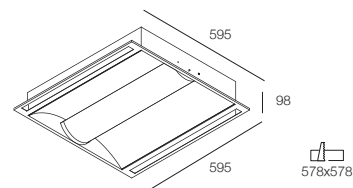


## DIP 595 x 595mm

**MX 7398AS - G6** - [ ] [ ] [ ] [ ] - [ ] [ ] **W - 80**  
**MX 7398AS - G6** - [ ] [ ] [ ] [ ] - [ ] [ ] **W - 80EB** (for Emergency Power Pack)

Code	Driver Type	Code	CRI	Code	CCT	Code	LED Module
<b>D</b>	DALI	<b>8</b>	80	<b>30</b>	3000K	<b>11</b>	11.3W 350mA 2140lm
<b>A</b>	1-10V	<b>9</b>	90	<b>35</b>	3500K	<b>17</b>	16.5W 500mA 3058lm
<b>N</b>	Non-Dimmable			<b>40</b>	4000K		

[ ] Philips LED Module, Integrated Driver



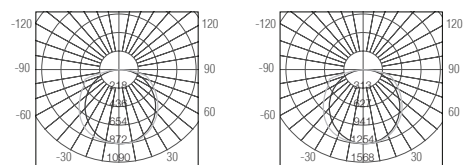
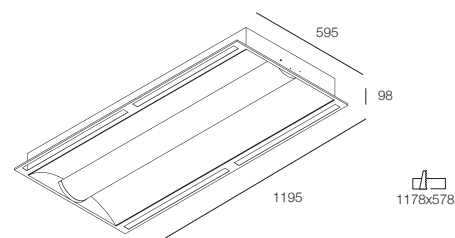
**MX 7398AS-G6-840-11W-80**      **MX 7398AS-G6-840-17W-80**

## DIP 1195 x 595mm

**MX 7399AS - G6** - [ ] [ ] [ ] [ ] - [ ] [ ] **W - 80**  
**MX 7399AS - G6** - [ ] [ ] [ ] [ ] - [ ] [ ] **W - 80EB** (for Emergency Power Pack)

Code	Driver Type	Code	CRI	Code	CCT	Code	LED Module
<b>D</b>	DALI	<b>8</b>	80	<b>30</b>	3000K	<b>23</b>	23W 700mA 4280lm
<b>A</b>	1-10V	<b>9</b>	90	<b>35</b>	3500K	<b>33</b>	33.3W 1000mA 6116lm
<b>N</b>	Non-Dimmable			<b>40</b>	4000K		

[ ] Philips LED Module, Integrated Driver



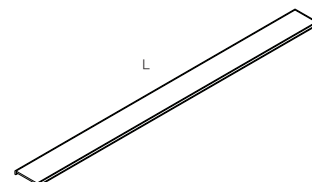
**MX 7399AS-G6-840-23W-80**      **MX 7399AS-G6-840-33W-80**

## Accessory

### Air Slot Cover Plate

**MX AS - 600**  
Length 591mm

**MX AS - 1200**  
Length 1191mm



## Emergency Power Pack

Ordering Code	Matching With	Specification
<b>EC EK-LED020-K2</b>	For MX 7398AS - .... W - 80 EB	180mA, 2hrs, 980lm. Full set will be integrated in DIP
<b>EC EK-LED021-K2</b>	For MX 7399AS - .... W - 80 EB	360mA, 2hrs, 1900lm. Full set will be integrated in DIP

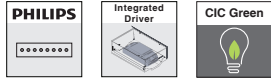
# DIP (Anti Glare Microfilm Version)

- Direct and indirect lighting concept, soft lighting effect for office setting
- CRI90, 3000K/ 3500K/ 4000K options
- Anti glare microfilm applied to reduce overall UGR
- SCDM Step 3, high colour temperature stability
- Zhaga-Comply LED product
- Custom size upon request
- Integrated LED driver

\* CIC version only available on CRI 90



Diffuser with Anti-Glare Film



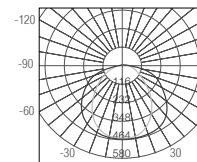
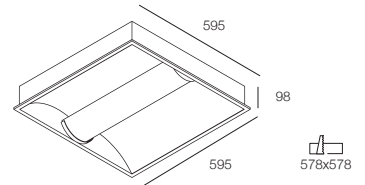
## DIP 595 x 595mm

**MX 7496 - G6 - [ ] [ ] [ ] [ ] - [ ] [ ] W - 80**

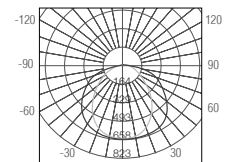
**MX 7496 - G6 - [ ] [ ] [ ] [ ] - [ ] [ ] W - 80EB** (for Emergency Power Pack)

Code	Driver Type	Code	CRI	Code	CCT	Code	LED Module
<b>D</b>	DALI	<b>8</b>	80	<b>30</b>	3000K	<b>11</b>	11.3W 350mA 2140lm
<b>A</b>	1-10V	<b>9</b>	90	<b>35</b>	3500K	<b>17</b>	16.5W 500mA 3058lm
<b>N</b>	Non-Dimmable			<b>40</b>	4000K		

[ ] Philips LED Module, Integrated Driver



MX 7496-G6-840-11W-80



MX 7496-G6-840-17W-80

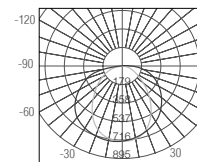
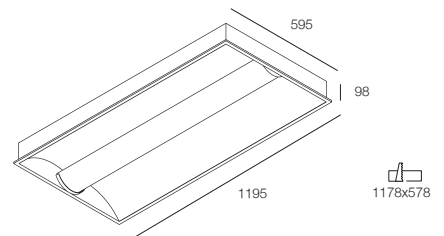
## DIP 1195 x 595mm

**MX 7497 - G6 - [ ] [ ] [ ] [ ] - [ ] [ ] W - 80**

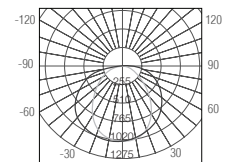
**MX 7497 - G6 - [ ] [ ] [ ] [ ] - [ ] [ ] W - 80EB** (for Emergency Power Pack)

Code	Driver Type	Code	CRI	Code	CCT	Code	LED Module
<b>D</b>	DALI	<b>8</b>	80	<b>30</b>	3000K	<b>23</b>	23W 700mA 4280lm
<b>A</b>	1-10V	<b>9</b>	90	<b>35</b>	3500K	<b>33</b>	33.3W 1000mA 6116lm
<b>N</b>	Non-Dimmable			<b>40</b>	4000K		

[ ] Philips LED Module, Integrated Driver



MX 7497-G6-840-23W-80



MX 7497-G6-840-33W-80

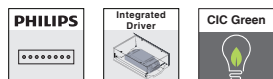
## Emergency Power Pack

Ordering Code	Matching With	Specification
<b>EC EK-LED020-K2</b>	For MX 7496 - ..... W - 80 EB	180mA, 2hrs, 980lm. Full set will be integrated in DIP
<b>EC EK-LED021-K2</b>	For MX 7497 - ..... W - 80 EB	360mA, 2hrs, 1900lm. Full set will be integrated in DIP

# DIP (Anti Glare Microfilm with Air Slot Version)

- Direct and indirect lighting concept, soft lighting effect for office setting
- CRI90, 3000K/ 3500K/ 4000K options
- Anti glare microfilm apply to reduce overall UGR
- SCDM Step 3, high colour temperature stability
- Zhaga-Comply LED product
- Custom size upon request
- Integrated LED driver

\* CIC version only available on CRI 90



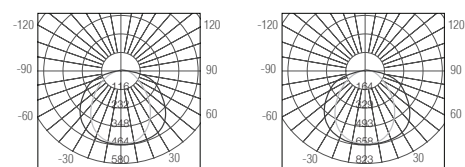
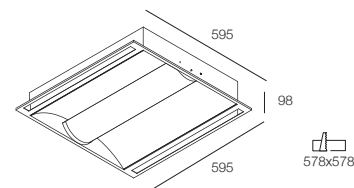
Diffuser with Anti-Glare Film

## DIP 595 x 595mm

**MX 7496AS - G6** - [ ] [ ] [ ] [ ] - [ ] [ ] **W - 80**  
**MX 7496AS - G6** - [ ] [ ] [ ] [ ] - [ ] [ ] **W - 80EB** (for Emergency Power Pack)

Code	Driver Type	Code	CRI	Code	CCT	Code	LED Module
<b>D</b>	DALI	<b>8</b>	80	<b>30</b>	3000K	<b>11</b>	11.3W 350mA 2140lm
<b>A</b>	1-10V	<b>9</b>	90	<b>35</b>	3500K	<b>17</b>	16.5W 500mA 3058lm
<b>N</b>	Non-Dimmable			<b>40</b>	4000K		

[ ] Philips LED Module, Integrated Driver



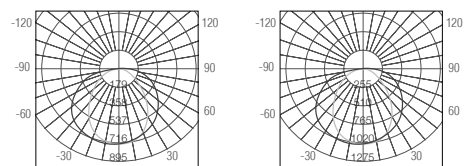
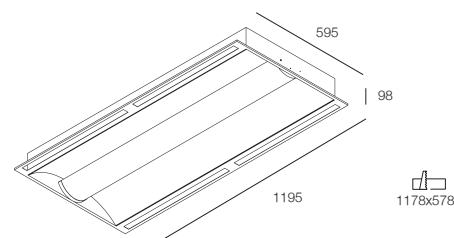
**MX 7496AS-G6-840-11W-80**      **MX 7496AS-G6-840-17W-80**

## DIP 1195 x 595mm

**MX 7497AS - G6** - [ ] [ ] [ ] [ ] - [ ] [ ] **W - 80**  
**MX 7497AS - G6** - [ ] [ ] [ ] [ ] - [ ] [ ] **W - 80EB** (for Emergency Power Pack)

Code	Driver Type	Code	CRI	Code	CCT	Code	LED Module
<b>D</b>	DALI	<b>8</b>	80	<b>30</b>	3000K	<b>23</b>	23W 700mA 4280lm
<b>A</b>	1-10V	<b>9</b>	90	<b>35</b>	3500K	<b>33</b>	33.3W 1000mA 6116lm
<b>N</b>	Non-Dimmable			<b>40</b>	4000K		

[ ] Philips LED Module, Integrated Driver



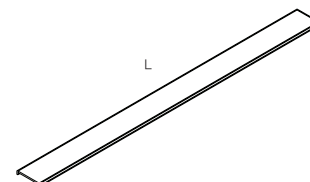
**MX 7497AS-G6-840-23W-80**      **MX 7497AS-G6-840-33W-80**

### Accessory

#### Air Slot Cover Plate

**MX AS - 600**  
Length 591mm

**MX AS - 1200**  
Length 1191mm



### Emergency Power Pack

Ordering Code	Matching With	Specification
<b>EC EK-LED020-K2</b>	For MX 7496AS - .... W - 80 EB	180mA, 2hrs, 980lm. Full set will be integrated in DIP
<b>EC EK-LED021-K2</b>	For MX 7497AS - .... W - 80 EB	360mA, 2hrs, 1900lm. Full set will be integrated in DIP

# DIP (Metal Mesh Hole Version)

- Direct and indirect lighting concept, soft lighting effect for office setting
- CRI90, 3000K/ 3500K/ 4000K options
- Mesh hole metal front plate
- SCDM Step 3, high colour temperature stability
- Zhaga-Comply LED product
- Custom size upon request
- Integrated LED driver

\* CIC version only available on CRI 90



Metal Mesh Hole



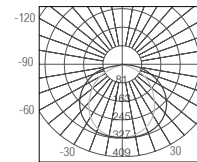
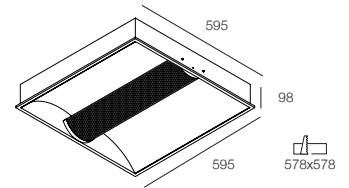
## DIP 595 x 595mm

**MX 7498 - G6 - [ ] [ ] [ ] [ ] - [ ] [ ] W - 80**

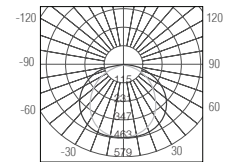
**MX 7498 - G6 - [ ] [ ] [ ] [ ] - [ ] [ ] W - 80EB** (for Emergency Power Pack)

Code	Driver Type	Code	CRI	Code	CCT	Code	LED Module
<b>D</b>	DALI	<b>8</b>	80	<b>30</b>	3000K	<b>11</b>	11.3W 350mA 2140lm
<b>A</b>	1-10V	<b>9</b>	90	<b>35</b>	3500K	<b>17</b>	16.5W 500mA 3058lm
<b>N</b>	Non-Dimmable			<b>40</b>	4000K		

[ ] Philips LED Module, Integrated Driver



MX 7498-G6-840-11W-80



MX 7498-G6-840-17W-80

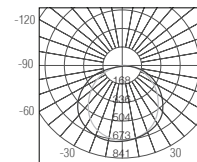
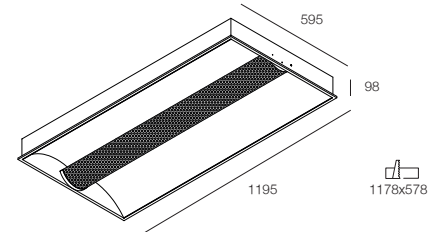
## DIP 1195 x 595mm

**MX 7499 - G6 - [ ] [ ] [ ] [ ] - [ ] [ ] W - 80**

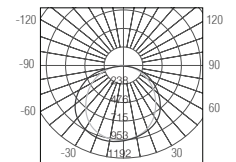
**MX 7499 - G6 - [ ] [ ] [ ] [ ] - [ ] [ ] W - 80EB** (for Emergency Power Pack)

Code	Driver Type	Code	CRI	Code	CCT	Code	LED Module
<b>D</b>	DALI	<b>8</b>	80	<b>30</b>	3000K	<b>23</b>	23W 700mA 4280lm
<b>A</b>	1-10V	<b>9</b>	90	<b>35</b>	3500K	<b>33</b>	33.3W 1000mA 6116lm
<b>N</b>	Non-Dimmable			<b>40</b>	4000K		

[ ] Philips LED Module, Integrated Driver



MX 7499-G6-840-23W-80



MX 7499-G6-840-33W-80

## Emergency Power Pack

Ordering Code	Matching With	Specification
<b>EC EK-LED020-K2</b>	For MX 7498 - ..... W - 80 EB	180mA, 2hrs, 980lm. Full set will be integrated in DIP
<b>EC EK-LED021-K2</b>	For MX 7499 - ..... W - 80 EB	360mA, 2hrs, 1900lm. Full set will be integrated in DIP

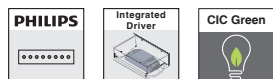
# DIP (Metal Mesh Hole with Air Slot Version)

- Direct and indirect lighting concept, soft lighting effect for office setting
- CRI90, 3000K/ 3500K/ 4000K options
- Mesh hole metal front plate
- SCDM Step 3, high colour temperature stability
- Zhaga-Comply LED product
- Custom size upon request
- Integrated LED driver

\* CIC version only available on CRI 90



Metal Mesh Hole

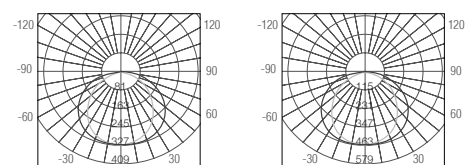
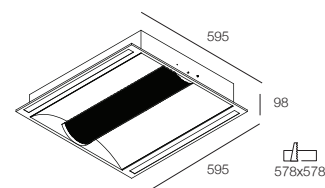


## DIP 595 x 595mm

**MX 7498AS - G6** -     -   **W - 80**  
**MX 7498AS - G6** -     -   **W - 80EB** (for Emergency Power Pack)

Code	Driver Type	Code	CRI	Code	CCT	Code	LED Module
<b>D</b>	DALI	<b>8</b>	80	<b>30</b>	3000K	<b>11</b>	11.3W 350mA 2140lm
<b>A</b>	1-10V	<b>9</b>	90	<b>35</b>	3500K	<b>17</b>	16.5W 500mA 3058lm
<b>N</b>	Non-Dimmable			<b>40</b>	4000K		

\*\*\*\*\* Philips LED Module, Integrated Driver



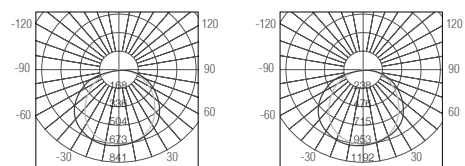
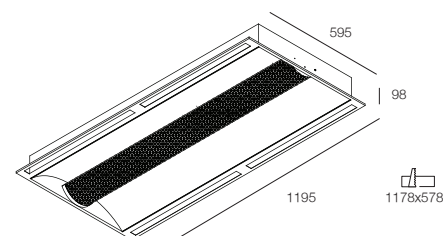
**MX 7498AS-G6-840-11W-80**      **MX 7498AS-G6-840-17W-80**

## DIP 1195 x 595mm

**MX 7499AS - G6** -     -   **W - 80**  
**MX 7499AS - G6** -     -   **W - 80EB** (for Emergency Power Pack)

Code	Driver Type	Code	CRI	Code	CCT	Code	LED Module
<b>D</b>	DALI	<b>8</b>	80	<b>30</b>	3000K	<b>23</b>	23W 700mA 4280lm
<b>A</b>	1-10V	<b>9</b>	90	<b>35</b>	3500K	<b>33</b>	33.3W 1000mA 6116lm
<b>N</b>	Non-Dimmable			<b>40</b>	4000K		

\*\*\*\*\* Philips LED Module, Integrated Driver



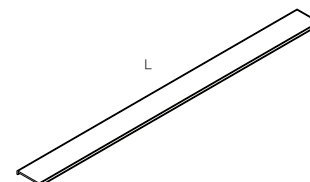
**MX 7499AS-G6-840-23W-80**      **MX 7499AS-G6-840-33W-80**

## Accessory

### Air Slot Cover Plate

**MX AS - 600**  
Length 591mm

**MX AS - 1200**  
Length 1191mm



## Emergency Power Pack

Ordering Code	Matching With	Specification
<b>EC EK-LED020-K2</b>	For MX 7498AS - .... W - 80 EB	180mA, 2hrs, 980lm. Full set will be integrated in DIP
<b>EC EK-LED021-K2</b>	For MX 7499AS - .... W - 80 EB	360mA, 2hrs, 1900lm. Full set will be integrated in DIP



# S-Extal G3

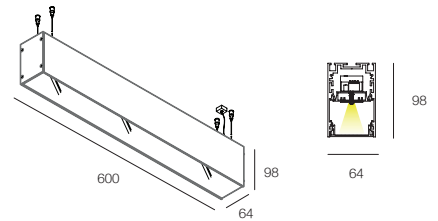
- LED system in extrusion aluminium body
- Polycarbonate diffuser
- Custom length available
- Provided with mounting accessories
- Integrated LED Driver
- Custom size upon request



## MX 5508D9P - G3 - 600 - [ ] - [ ] - [ ]

Code	CRI	Code	CCT	Code	Aluminium Housing Colour
8	80	27	2700K	B	Black Body
9	90	30	3000K	W	White Body
		35	3500K		
		40	4000K		

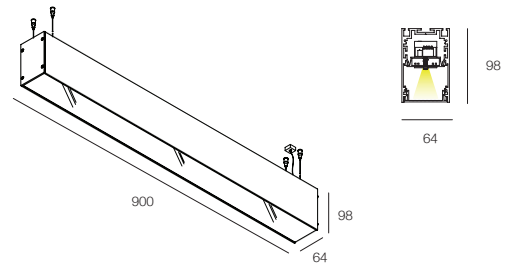
- 12.2W 600mA 1856lm, CRI80, SMD LED, Integrated LED Driver
- 12.2W 600mA 1591lm, CRI90, SMD LED, Integrated LED Driver



## MX 5508D9P - G3 - 900 - [ ] - [ ] - [ ]

Code	CRI	Code	CCT	Code	Aluminium Housing Colour
8	80	27	2700K	B	Black Body
9	90	30	3000K	W	White Body
		35	3500K		
		40	4000K		

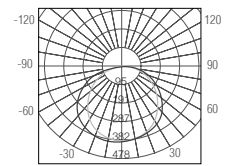

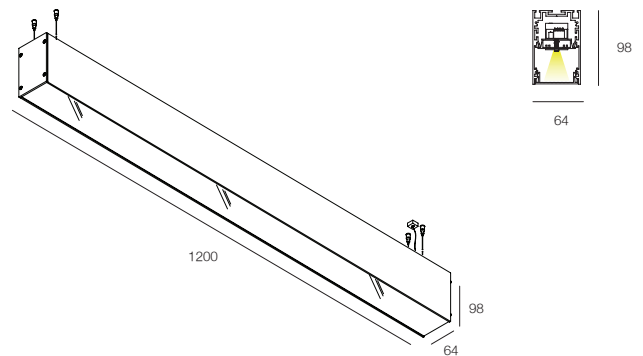
- 18.3W 900mA 2785lm, CRI80, SMD LED, Integrated LED Driver
- 18.3W 900mA 2356lm, CRI90, SMD LED, Integrated LED Driver



## MX 5508D9P - G3 - 1200 - [ ] - [ ] - [ ]

Code	CRI	Code	CCT	Code	Aluminium Housing Colour
8	80	27	2700K	B	Black Body
9	90	30	3000K	W	White Body
		35	3500K		
		40	4000K		

- 24.4W 1200mA 3713lm, CRI80, SMD LED, Integrated LED Driver
- 24.4W 1200mA 3142lm, CRI90, SMD LED, Integrated LED Driver



MX 5508D9P-G3-600

### Accessory

Mounting Accessories included in each set



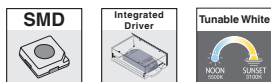
Automatic suspension x 4pcs with 1500mm wire



Cable base with 3 x 0.75mm<sup>2</sup> cable, 1500mm in length  
5 x 0.75mm<sup>2</sup> version for 2 circuits available on request

# B-Extal

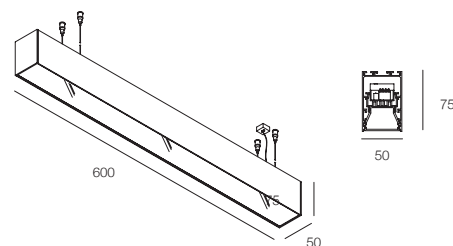
- LED system in extrusion aluminium body
- Frosted White Polycarbonate diffuser
- Custom length available
- Provided with mounting accessories
- Integrated LED Driver
- Custom size upon request



## MX 5510D9P - G3 - 600 - [ ] - [ ]

Code	CRI	Code	CCT	Code	Aluminium Housing Colour
8	80	27	2700K	B	Black Body
9	90	30	3000K	W	White Body
		35	3500K		
		40	4000K		

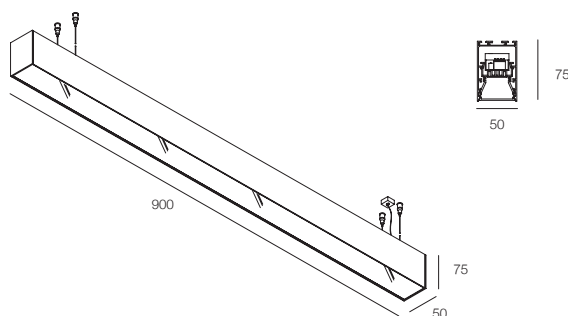
- 12.2W 600mA 1856lm, CRI80, SMD LED, Integrated LED Driver
- 12.2W 600mA 1571lm, CRI90, SMD LED, Integrated LED Driver



## MX 5510D9P - G3 - 900 - [ ] - [ ]

Code	CRI	Code	CCT	Code	Aluminium Housing Colour
8	80	27	2700K	B	Black Body
9	90	30	3000K	W	White Body
		35	3500K		
		40	4000K		

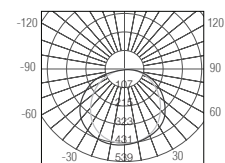

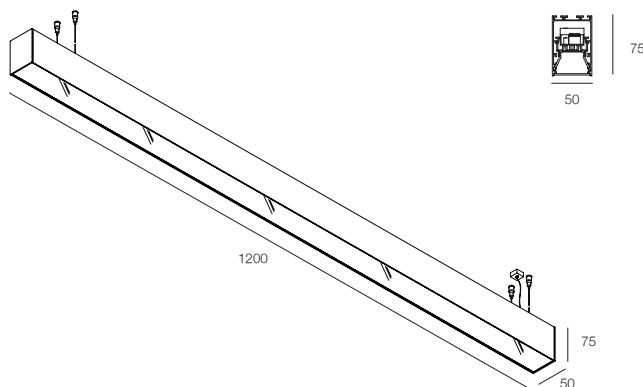
- 18.3W 900mA 2785lm, CRI80, SMD LED, Integrated LED Driver
- 18.3W 900mA 2356lm, CRI90, SMD LED, Integrated LED Driver



## MX 5510D9P - G3 - 1200 - [ ] - [ ]

Code	CRI	Code	CCT	Code	Aluminium Housing Colour
8	80	27	2700K	B	Black Body
9	90	30	3000K	W	White Body
		35	3500K		
		40	4000K		

- 24.4W 1200mA 3713lm, CRI80, SMD LED, Integrated LED Driver
- 24.4W 1200mA 3142lm, CRI90, SMD LED, Integrated LED Driver



MX 5510D9P-G3-600

### Accessory

Mounting Accessories included in each set



Automatic suspension x 4pcs with 1500mm wire



Cable base with 3 x 0.75mm<sup>2</sup> cable, 1500mm in length  
5 x 0.75mm<sup>2</sup> version for 2 circuits available on request

# B-Extal Tunable White

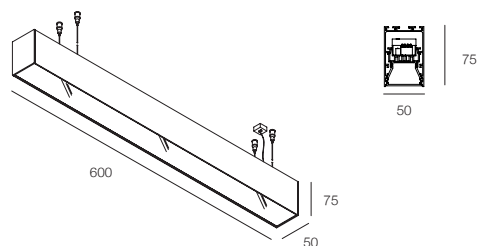
- LED system in extrusion aluminium body
- Frosted White Polycarbonate diffuser
- Custom length available
- Provided with mounting accessories
- Integrated LED Driver
- Custom size upon request



## MX 5510D9P - G3 - TW - 600 - □

Code	Aluminium Housing Colour
<b>B</b>	Black Body
<b>W</b>	White Body

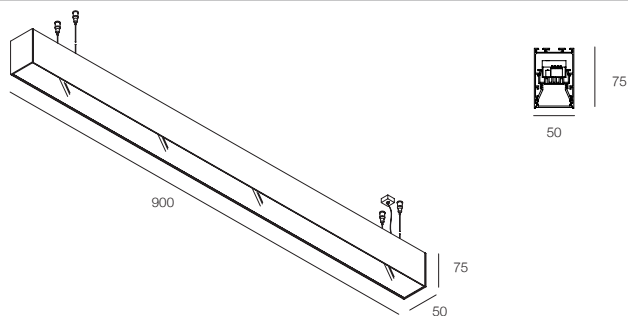
- 12.2W 600mA 1856lm, CRI80, SMD LED, Integrated LED Driver
- 12.2W 600mA 1571lm, CRI90, SMD LED, Integrated LED Driver



## MX 5510D9P - G3 - TW - 900 - □

Code	Aluminium Housing Colour
<b>B</b>	Black Body
<b>W</b>	White Body

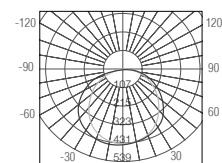

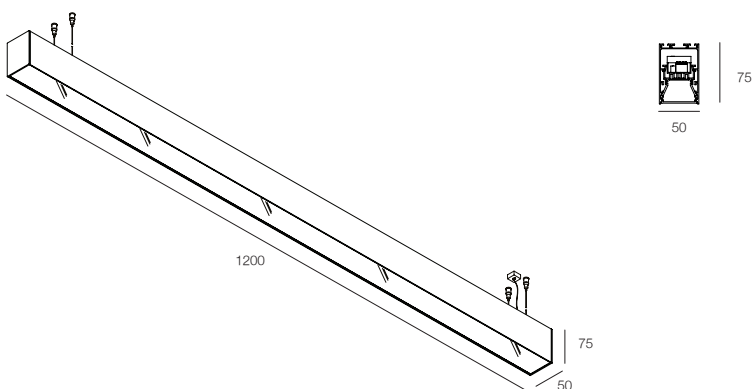
- 18.3W 900mA 2785lm, CRI80, SMD LED, Integrated LED Driver
- 18.3W 900mA 2356lm, CRI90, SMD LED, Integrated LED Driver



## MX 5510D9P - G3 - TW - 1200 - □

Code	Aluminium Housing Colour
<b>B</b>	Black Body
<b>W</b>	White Body

- 24.4W 1200mA 3713lm, CRI80, SMD LED, Integrated LED Driver
- 24.4W 1200mA 3142lm, CRI90, SMD LED, Integrated LED Driver



MX 5510D9P-G3-TW-600

### Accessory

Mounting Accessories included in each set



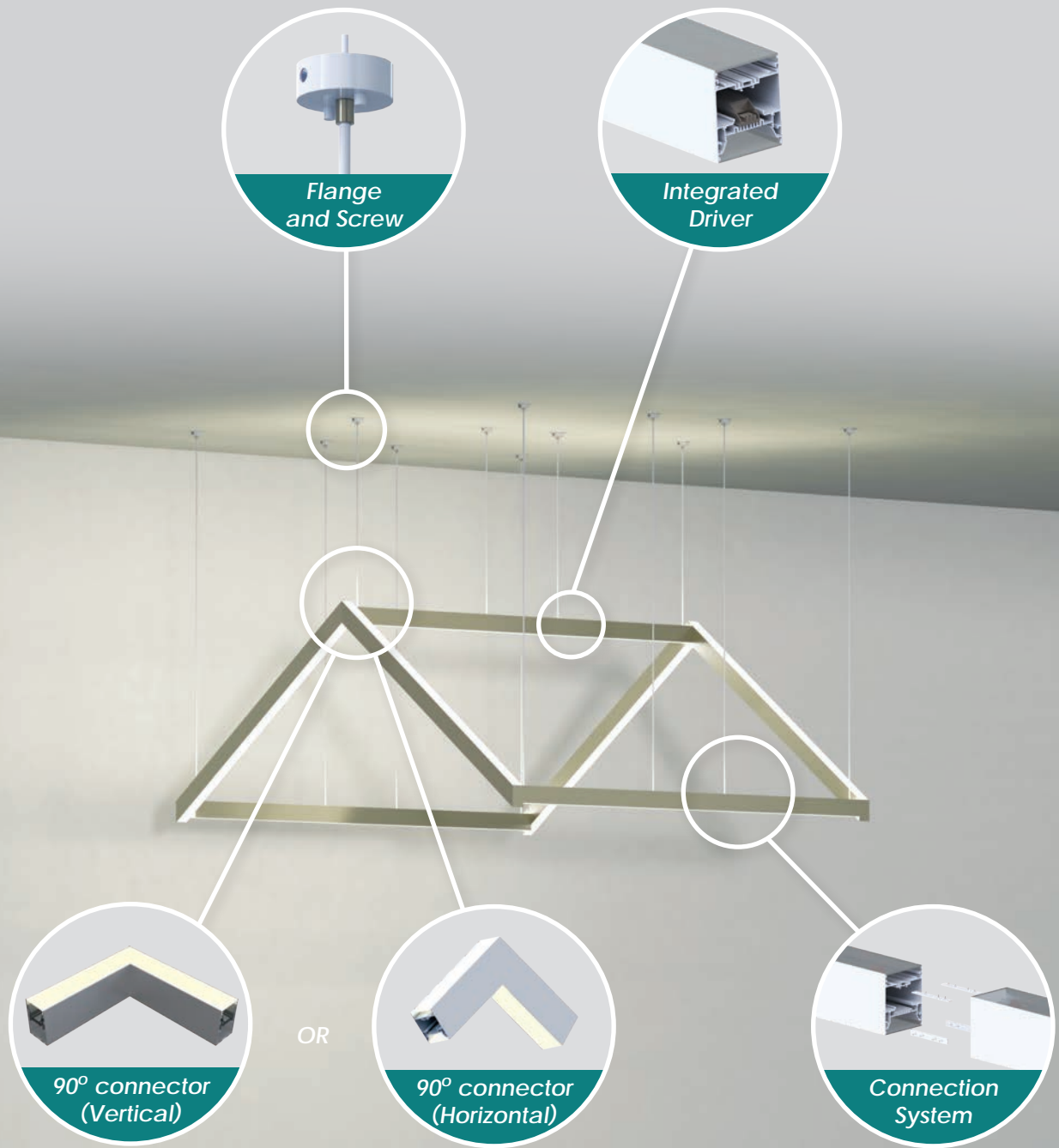
Automatic suspension x 4pcs with 1500mm wire



Cable base with 3 x 0.75mm<sup>2</sup> cable, 1500mm in length  
5 x 0.75mm<sup>2</sup> version for 2 circuits available on request

# Profile System Design

## Parts & Accessories








# MR16 LED Retrofit

/ Index




134

Master




135

Multi Cage




136

Tracfit




137

Glee




137

Glee Wallwasher




139

Glee Spot




140

Pin Hole



141

Pin Slot




142

Space




143

Atec




144

Renia




145

Mini Trim




146

Mini Trim Sq




147

Pin Hole Sq




148

Multi Mini AT




149

Multi Mini Trimless  
AT



150

Multi Super Mini



151

Multi Super Mini  
Trimless



152

Cybox Mini



153

Multi Box Mini AT

# Master

- Recessed downlight for MR16
- Aluminium trim available in 2 colours options
- Tilting and rotation allowed
- Polycarbonate reflector with 2 colours options
- Separate order of electronic transformer available upon request



NEW

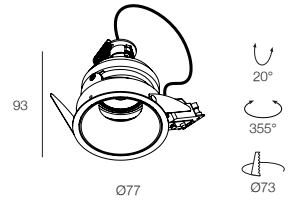


### Adjustable Version

**MX 5472 - M** -

Code	Colour
82	White Trim & Dark Chrome Reflector
84	White Trim & Chrome Reflector
12	Black Trim & Dark Chrome Reflector
14	Black Trim & Chrome Reflector

1 x GU 5.3 LED Retrofit MR16



NEW

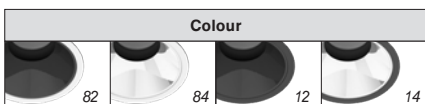
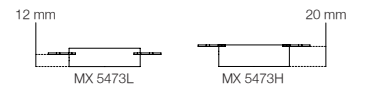
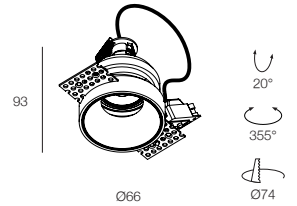


### Adjustable Trimless Version

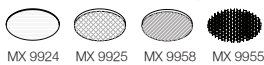
**MX 5473**  - M -

Code	Ceiling Height	Code	Colour
H	20	82	White Installation Kit & Dark Chrome Reflector
L	12	84	White Installation Kit & Chrome Reflector

1 x GU 5.3 LED Retrofit MR16



Accessories See Page 156



# Multi Cage

- Surface mounted downlight for MR16
- Aluminium housing and metal body available in different colours
- Integrated electronic transformer



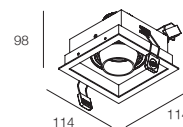
NEW



**MX 9157S - M** - [ ] [ ] [ ]

Code	Colour
80B	White Trim & Black Body
80W	White Trim & Body
10B	Black Trim & Body

1 x GU 5.3 LED Retrofit MR16




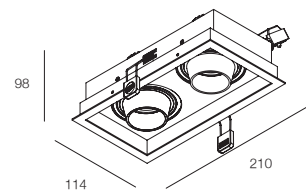
NEW



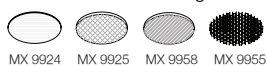
**MX 9157D - M** - [ ] [ ] [ ]

Code	Colour
80B	White Trim & Black Body
80W	White Trim & Body
10B	Black Trim & Body

2 X 1 x GU 5.3 LED Retrofit MR16



Accessories See Page 156



# Tracfit

- Tracklight with 3-phase adaptor for MR16
- Aluminium body available in 2 colours
- Surface mounted version available upon request
- Integrated electronic transformer



NEW

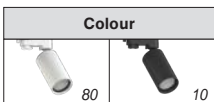
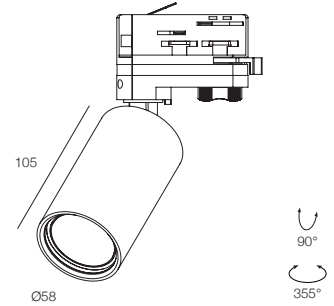


Adjustable Version

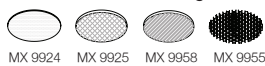
**MX 6840 - M** -

Code	Colour
80	White
10	Black

 1 x GU 10 LED Retrofit MR16



Accessories See Page 156



# Glee

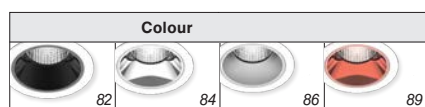
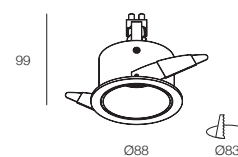
- Recessed downlight for MR16
- Die cast aluminium trim
- Separate order of electronic transformer available upon request



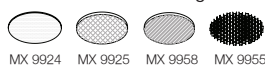
**MX 5474 - M** -

Code	Colour
82	White Trim & Black Reflector
84	White Trim & Silver Reflector
86	White Trim & Sandblasted Reflector
89	White Trim & Rose Gold Reflector

 1 x GU 5,3 LED Retrofit MR16




Accessories See Page 156





# Glee Wallwasher

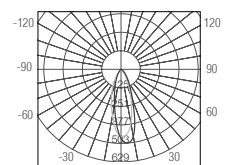
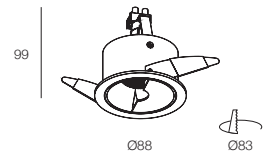
- Die cast aluminium trim
- Polycarbonate wallwasher optics with frosted diffuser
- Separate order of electronic transformer available upon request



## MX 5477 - M - 84



1 x GU 5.3 LED Retrofit MR16  
*\*Only for MR16 LED Retrofit 24° or 25° Beam Angle*



MX 5477

# Glee Spot

- Die cast aluminium trim
- Polycarbonate secondary optics with various colour options
- Offset tilting adjustment and rotation allowed, maximise the effective tilting angle
- Separate order of electronic transformer available upon request

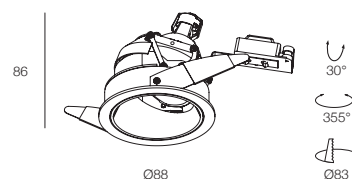


### Offset Tilting Version

**MX 5476 - M** -

Code	Colour
82	White Trim & Black Reflector
84	White Trim & Silver Reflector
86	White Trim & Sandblasted Reflector
89	White Trim & Rose Gold Reflector

1 x GU 5.3 LED Retrofit MR16

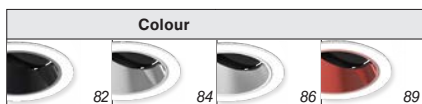
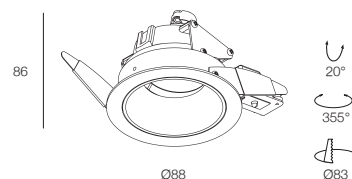


### Adjustable Version

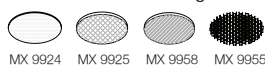
**MX 5495 - M** -

Code	Colour
82	White Trim & Black Reflector
84	White Trim & Silver Reflector
86	White Trim & Sandblasted Reflector
89	White Trim & Rose Gold Reflector

1 x GU 5.3 LED Retrofit MR16




Accessories See Page 156



# Pin Hole

- Recessed downlight for MR16
- Adjustable and fixed version available
- Die cast aluminium body available in 2 colours
- Separate order of electronic transformer available upon request

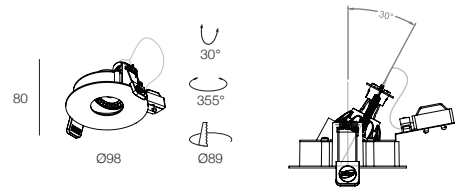


### Adjustable Version

**MX 5851** - □ □

Code	Colour	Code	Colour
-Blank-	Standard Mount	80	White
F	Flush Mount Kit/ Installation Kit	10	Black

1 x GU 5.3 LED Retrofit MR16

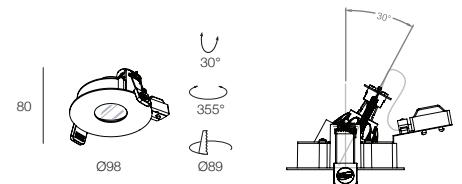


### Adjustable Version with Cover Glass, IP55

**MX 5851C** - □ □

Code	Colour	Code	Colour
-Blank-	Standard Mount	80	White
F	Flush Mount Kit/ Installation Kit	10	Black

1 x GU 5.3 LED Retrofit MR16

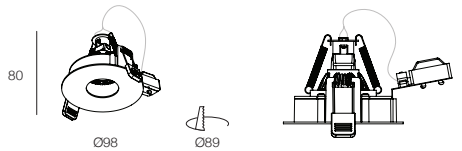


### Fixed Version

**MX 5852** - □ □

Code	Colour	Code	Colour
-Blank-	Standard Mount	80	White
F	Flush Mount Kit/ Installation Kit	10	Black

1 x GU 5.3 LED Retrofit MR16

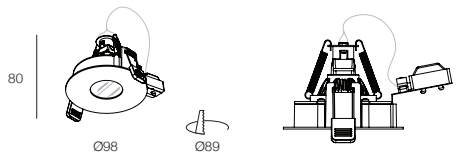


### Fixed Version with Cover Glass, IP55

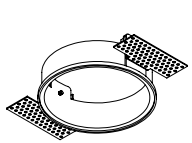
**MX 5852C** - □ □

Code	Colour	Code	Colour
-Blank-	Standard Mount	80	White
F	Flush Mount Kit/ Installation Kit	10	Black

1 x GU 5.3 LED Retrofit MR16

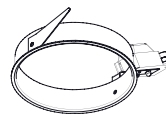
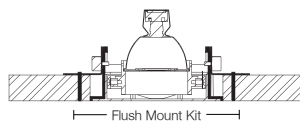


### Accessory ( \*Match with Flush Mount Kit/ Installation Kit Version )


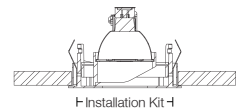


Flush Mount Kit  
**MX 3921** - □ □

Code	Colour
80	White
10	Black



Installation Kit  
**MX 3924 - 10**



# Pin Slot

- Recessed downlight for MR16
- Die cast aluminium body available in 2 colours
- Separate order of electronic transformer available upon request

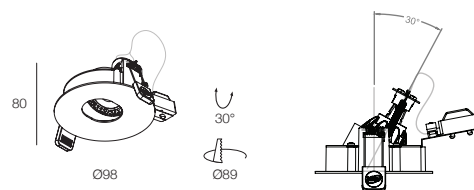


### Adjustable Version

**MX 5853** - □ □

Code	Colour	Code	Colour
-Blank-	Standard Mount	80	White
F	Flush Mount Kit/ Installation Kit	10	Black

1 x GU 5.3 LED Retrofit MR16

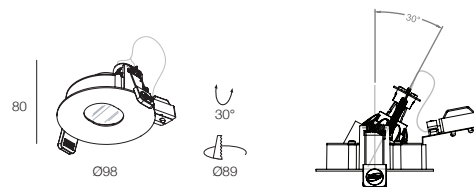


### Adjustable Version with Cover Glass, IP55

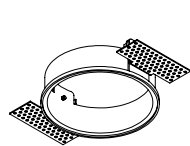
**MX 5853C** - □ □

Code	Colour	Code	Colour
-Blank-	Standard Mount	80	White
F	Flush Mount Kit/ Installation Kit	10	Black

1 x GU 5.3 LED Retrofit MR16

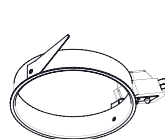
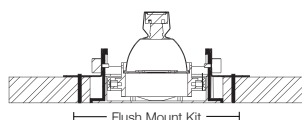


### Accessory ( \*Match with Flush Mount Kit/ Installation Kit Version )

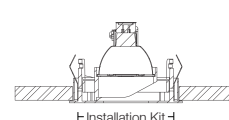


Flush Mount Kit  
**MX 3921** - □ □

Code	Colour
80	White
10	Black



Installation Kit  
**MX 3924 - 10**



# Space


- Recessed downlight for MR16
- Die cast aluminium body in 2 colours
- Separate order of electronic transformer available upon request



**MX 5858** -

Code	Colour
<b>80B</b>	White
<b>10B</b>	Black

 1 x GU 5.3 LED Retrofit MR16



# Atec

- Recessed downlight for MR16
- Adjustable and fixed version available
- Separate order of electronic transformer available upon request



### Fixed Version

**MX 5860** -

Code	Colour
<b>80B</b>	White Trim & Black Tube
<b>80W</b>	White Trim & Tube
<b>10B</b>	Black Trim & Tube

1 x GU 5.3 LED Retrofit MR16




### Adjustable Version

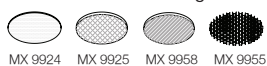
**MX 5861** -

Code	Colour
<b>80B</b>	White Trim & Black Tube
<b>80W</b>	White Trim & Tube
<b>10B</b>	Black Trim & Tube

1 x GU 5.3 LED Retrofit MR16



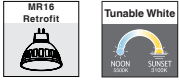
Accessories See Page 156





# Renia

- Recessed downlight for MR16
- Die cast aluminium body available in 2 colours
- Adjustable and fixed version available
- Separate order of electronic transformer available upon request



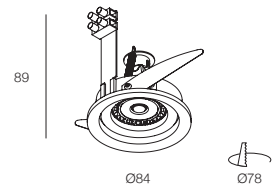
### Fixed Version

**MX 5838** -

Code	Colour
80	White
10	Black



1 x GU 5.3 LED Retrofit MR16



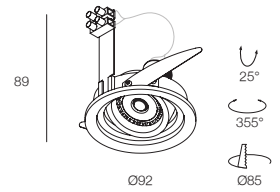
### Adjustable Version

**MX 5837** -

Code	Colour
80	White
10	Black



1 x GU 5.3 LED Retrofit MR16

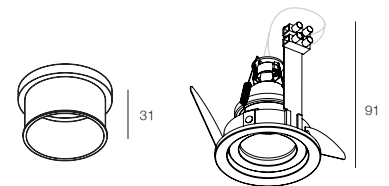


### Accessory


Anti-Glare tube (Black)

**MX 5949 - 10**

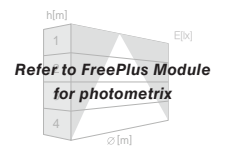
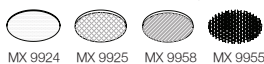
Overall height increase by 20 mm



**Renia + MX 5949-10**



Accessories See Page 156



# Mini Trim

- Recessed downlight for MR16
- Die cast aluminium body available in 2 colours
- Separate order of electronic transformer available upon request

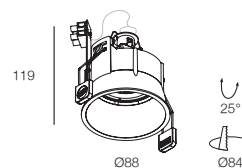


### Adjustable Version

**MX 5878** -

Code	Colour
80	White
10	Black

1 x GU 5.3 LED Retrofit MR16

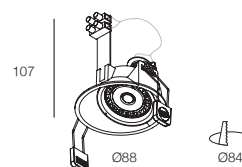


### Wallwasher Version

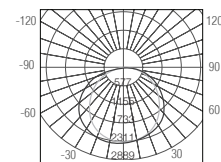
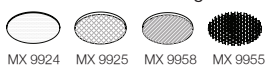
**MX 5879** -

Code	Colour
80	White
10	Black

1 x GU 5.3 LED Retrofit MR16



Accessories See Page 156



**MX 5879**

# Mini Trim Sq

- Recessed downlight for MR16
- Die cast aluminium body available in 2 colours
- Separate order of electronic transformer available upon request

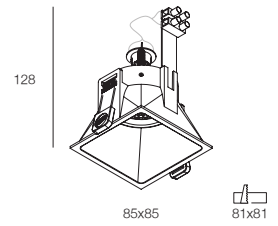


*Fixed Version*

**MX 5874** -

Code	Colour
80	White
10	Black

1 x GU 5.3 LED Retrofit MR16

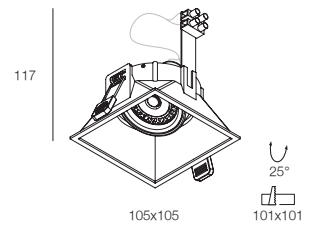


*Adjustable Version*

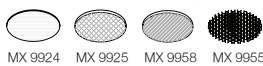
**MX 5875** -

Code	Colour
80	White
10	Black

1 x GU 5.3 LED Retrofit MR16




Accessories See Page 156



# Pin Hole Sq

- Recessed downlight for MR16
- Die cast aluminium body available in 2 colours
- Separate order of electronic transformer available upon request

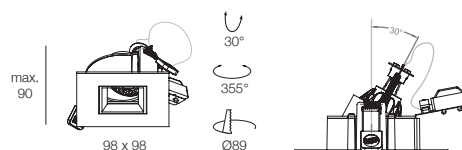


### Adjustable Version

**MX 5855** - □ □

Code	Colour	Code	Colour
-Blank-	Standard Mount	80	White
F	Flush Mount Kit/ Installation Kit	10	Black

1 x GU 5.3 LED Retrofit MR16

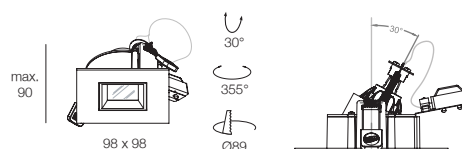


### Adjustable Version with Cover Glass. IP55

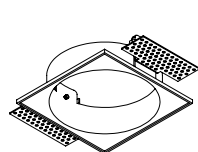
**MX 5855C** - □ □

Code	Colour	Code	Colour
-Blank-	Standard Mount	80	White
F	Flush Mount Kit/ Installation Kit	10	Black

1 x GU 5.3 LED Retrofit MR16



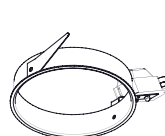
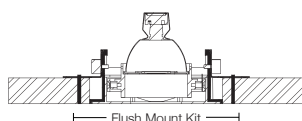
### Accessory (\*Match with Flush Mount Kit/ Installation Kit Version)




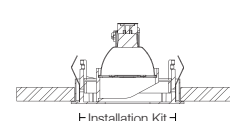
Flush Mount Kit

**MX 3923** - □ □

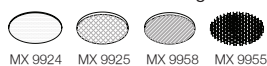
Code	Colour
80	White
10	Black



Installation Kit  
**MX 3924 - 10**



Accessories See Page 156



# Multi Mini AT

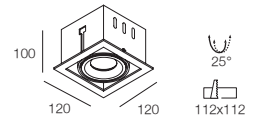
- Recessed downlight for MR16
- Metal trim and body with various colour options
- Separate order of electronic transformer available upon request



## MX 9112S - M -

Code	Colour
80B	White Trim & Black Body
80W	White Trim & Body
10B	Black Trim & Body

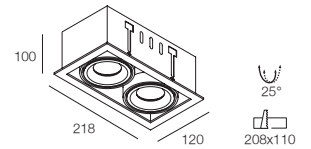
1 x GU 5.3 LED Retrofit MR16



## MX 9112D - MM -

Code	Colour
80B	White Trim & Black Body
80W	White Trim & Body
10B	Black Trim & Body

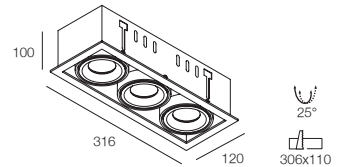
2 X 1 x GU 5.3 LED Retrofit MR16



## MX 9112T - MMM -

Code	Colour
80B	White Trim & Black Body
80W	White Trim & Body
10B	Black Trim & Body


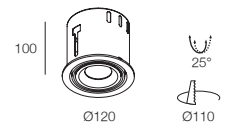
3 X 1 x GU 5.3 LED Retrofit MR16



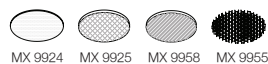
## MX 9143 - M -

Code	Colour
80B	White Trim & Black Body
80W	White Trim & Body
10B	Black Trim & Body

1 x GU 5.3 LED Retrofit MR16



Accessories See Page 156



# Multi Mini Trimless AT

- Recessed downlight for MR16
- Metal trim and body with various colour options
- Separate order of electronic transformer available upon request



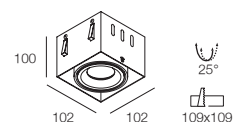
**MX 9162S - M -** □ □ □

Trimless Installation Kit

**MX TIK52S -** □ □ □

Code	Colour	Colour of Installation Kit
<b>00B</b>	Black Body	Black
<b>80W</b>	White Body	White

1 x GU 5.3 LED Retrofit MR16



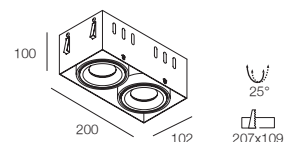
**MX 9162D - MM -** □ □ □

Trimless Installation Kit

**MX TIK52D -** □ □ □

Code	Colour	Colour of Installation Kit
<b>00B</b>	Black Body	Black
<b>80W</b>	White Body	White

2 X 1 x GU 5.3 LED Retrofit MR16



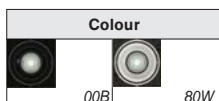
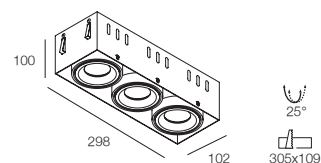
**MX 9162T - MMM -** □ □ □

Trimless Installation Kit

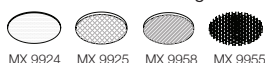
**MX TIK52T -** □ □ □

Code	Colour	Colour of Installation Kit
<b>00B</b>	Black Body	Black
<b>80W</b>	White Body	White

3 X 1 x GU 5.3 LED Retrofit MR16



Accessories See Page 156





# Multi Super Mini

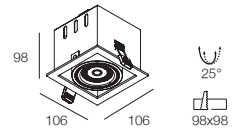
- Recessed downlight for MR16
- Body with various colour options
- Separate order of electronic transformer available upon request



## MX 9114S - M -

Code	Colour
80B	White Trim & Black Body
80W	White Trim & Body
10B	Black Trim & Body

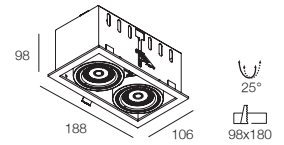
1 x GU 5.3 LED Retrofit MR16



## MX 9114D - MM -

Code	Colour
80B	White Trim & Black Body
80W	White Trim & Body
10B	Black Trim & Body

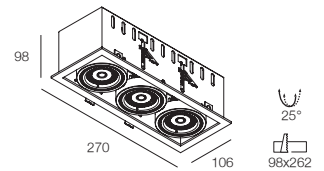
2 X 1 x GU 5.3 LED Retrofit MR16



## MX 9114T - MMM -

Code	Colour
80B	White Trim & Black Body
80W	White Trim & Body
10B	Black Trim & Body


3 X 1 x GU 5.3 LED Retrofit MR16



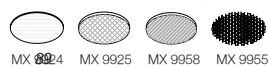
## MX 9115 - M -

Code	Colour
80B	White Trim & Black Body
80W	White Trim & Body
10B	Black Trim & Body

1 x GU 5.3 LED Retrofit MR16



Accessories See Page 156



# Multi Super Mini Trimless

- Recessed downlight for MR16
- Body with various colour options
- Separate order of electronic transformer available upon request

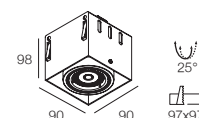


**MX 9116S - M -**

Trimless Installation Kit  
**MX TIK41LS -**

Code	Colour	Colour of Installation Kit
<b>00B</b>	Black Body	Black
<b>80W</b>	White Body	White

1 x GU 5.3 LED Retrofit MR16

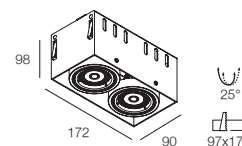


**MX 9116D - MM -**

Trimless Installation Kit  
**MX TIK41LD -**

Code	Colour	Colour of Installation Kit
<b>00B</b>	Black Body	Black
<b>80W</b>	White Body	White

2 X 1 x GU 5.3 LED Retrofit MR16


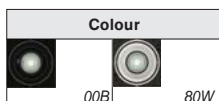
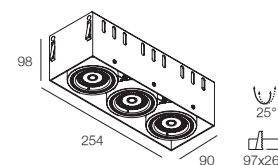


**MX 9116T - MMM -**

Trimless Installation Kit  
**MX TIK41LT -**

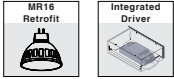
Code	Colour	Colour of Installation Kit
<b>00B</b>	Black Body	Black
<b>80W</b>	White Body	White

3 X 1 x GU 5.3 LED Retrofit MR16



# Cybox Mini

- Tracklight with 3-phase adaptor for MR16
- Aluminium body available in 2 colours
- Surface mounted version available upon request
- Integrated electronic transformer

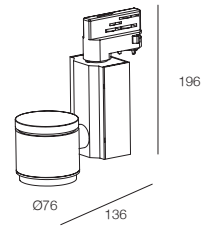


*Vertical Gear Box Version*

**MX 6839P - M -**

Code	Colour
80	White
10	Black

 1 x GU 5.3 LED Retrofit MR16


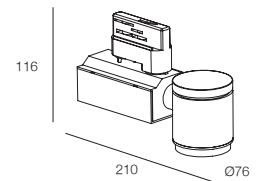


*Horizontal Gear Box Version*

**MX 6838P - M -**

Code	Colour
80	White
10	Black

 1 x GU 5.3 LED Retrofit MR16



# Multi Box Mini AT

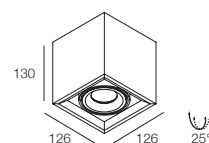
- Surface mounted downlight for MR16
- Aluminium housing and metal body available in different colours
- Integrated electronic transformer



## MX 9175S - M -

Code	Colour
80B	White Trim & Black Body
80W	White Trim & Body
10B	Black Trim & Body

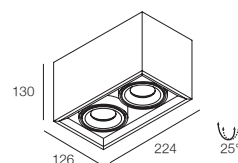
1 x GU 5.3 LED Retrofit MR16



## MX 9175D - MM -

Code	Colour
80B	White Trim & Black Body
80W	White Trim & Body
10B	Black Trim & Body


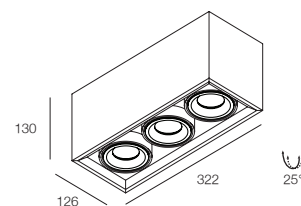
2 X 1 x GU 5.3 LED Retrofit MR16



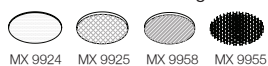
## MX 9175T - MMM -

Code	Colour
80B	White Trim & Black Body
80W	White Trim & Body
10B	Black Trim & Body

3 X 1 x GU 5.3 LED Retrofit MR16



Accessories See Page 156



# Philips MR16 LED Retrofit

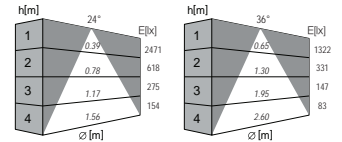
- LED MR16 lamp in GU5.3, 12V AC
- High power LED apply
- 40,000 hours 70% lumen maintenance
- Driven by electronic transformer



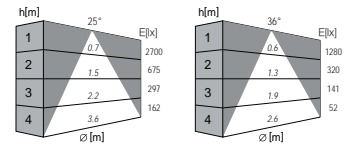
### P7 - M11D - - 6.5 - 9 K

Code	Beam Angle	Code	CCT
10	10°	27	2700K
24	24°	30	3000K
36	36°	40	4000K
60	60°		

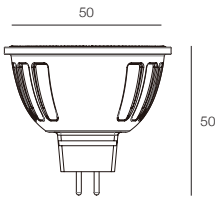
Philips 6.5W LED MR16, CRI90 (Dimmable Version)



P7-M9D-24-6.5-930K P7-M9D-36-6.5-930K



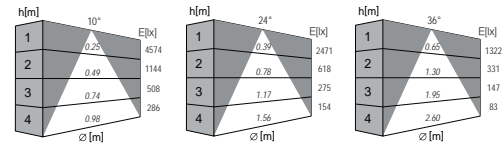
V7-M7D-9-25-930 V7-M7D-9-36-930



### P7 - M11D - - 7.5 - 8 K

Code	Beam Angle	Code	CCT
24	24°	27	2700K
36	36°	30	3000K
		40	4000K (36° only)

Philips 7.5W LED MR16, CRI80 (Dimmable Version)



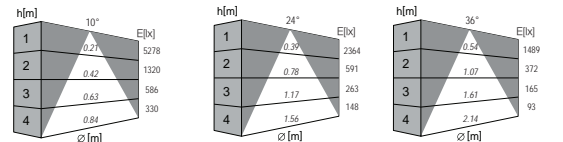
P7-M9D-10-7-930K P7-M9D-24-7-930K P7-M7D-36-7-930K



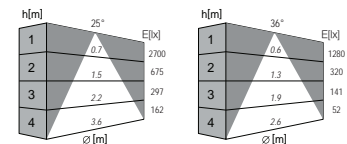
### P7 - M10D - - 6.7 - 9 K

Code	Beam Angle	Code	CCT
10	10°	27	2700K
24	24°	30	3000K
36	36°	40	4000K
60	60°		

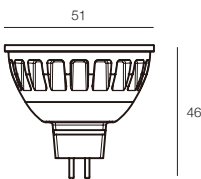
Philips Expert Colour 6.7W LED MR16, CRI97 (Dimmable Version)



P7-M8D-10-7.2-930K P7-M8D-24-7.2-930K P7-M8D-36-7.2-930K



V7-M7D-9-25-930 V7-M7D-9-36-930



## 12V Step Down Transformer

Ordering Code	Matching with Philips MR16 LED Retrofit	Wiring Box Dimension(mm) (L) x (W) x (H)	Cut Hole (mm)
EC LV12-E-10-PH(39)	1 pc	180 x 54 x 35	Ø 64

# SORAA MR16 LED Retrofit

- LED MR16 lamp in GU5.3, 12V AC/DC
- High power LED apply
- 40,000 hours 70% lumen maintenance
- 3 beam angles, 3 colour temperatures available
- CRI95+
- Driven by electronic transformer

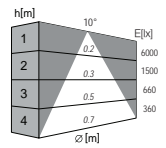


### SORAA 10° Version

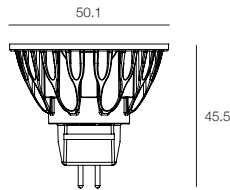
V7 - M7D - 7.5 - 10 -

Code	CCT
927	2700K
930	3000K
940	4000K

Soraa Vivid3 7.5W LED MR16, CRI95 (Dimmable Version)



V7-M7D-7.5-10-930

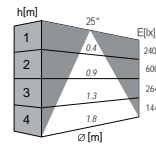


### SORAA 25°/36° Version

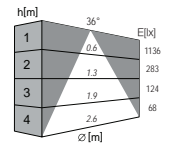
V7 - M7D - 7.5 -  -

Code	Beam Angle	Code	CCT
25	25°	927	2700K
36	36°	930	3000K
		940	4000K

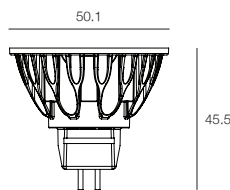
Soraa Vivid3 7.5W LED MR16, CRI95 (Dimmable Version)



V7-M7D-7.5-25-930



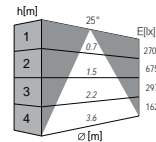
V7-M7D-7.5-36-930



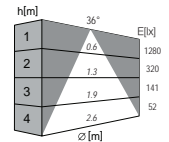
V7 - M7D - 9 -  -

Code	Beam Angle	Code	CCT
25	25°	927	2700K
36	36°	930	3000K

Soraa Vivid3 9W LED MR16, CRI95 (Dimmable Version)



V7-M7D-9-25-930



V7-M7D-9-36-930

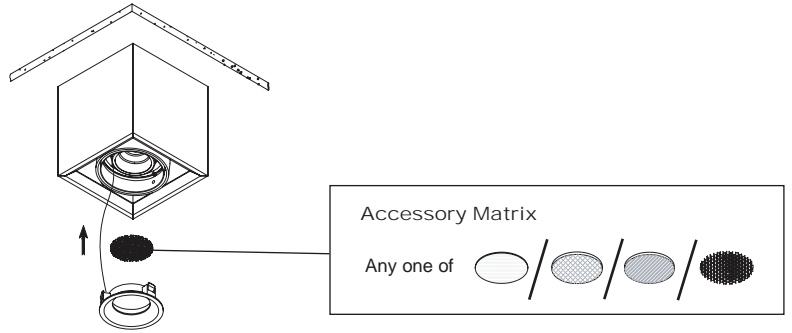
### 12V Step Down Transformer

Ordering Code	Matching with Philips MR16 LED Retrofit	Wiring Box Dimension(mm) (L) x (W) x (H)	Cut Hole (mm)
EC LV12-E-30-OS(39)	1 pc	180 x 54 x 35	Ø 64



# Accessory

- Glass diffuser/ honey comb accessory for selected series
- 1 accessory can be used in one lamp head
- Accessories can be added after installation



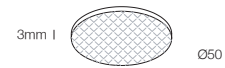
## Ø50 Accessory for **FreePlus Module, MR16 Retrofit, Glee, Glee Spot, Multi Box Mini, Multi Box Lite**



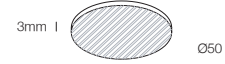
**MX 9924**  
Frosted Glass Diffuser



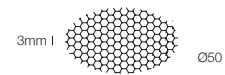
**MX 9925**  
Obscured Glass Diffuser



**MX 9958**  
Linear Spread Glass Diffuser



**MX 9955**  
Black Honey Comb Louvre



## Ø70 Accessory for **Novas, Tracbox, Armbox, Multi Mini Xito, Multi Mini Spot, Rela**



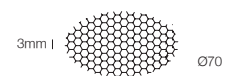
**MX 9974**  
Frosted Glass Diffuser



**MX 9975**  
Linear Spread Glass Diffuser



**MX 9976**  
Black Honey Comb Louvre



Ø35 Accessory for **Mini Glee and Mini Pin Hole**



**MX 9980**  
Frosted Glass Diffuser



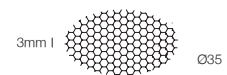
**MX 9981**  
Obscured Glass Diffuser



**MX 9982**  
Linear Spread Glass Diffuser



**MX 9983**  
Black Honey Comb Louvre



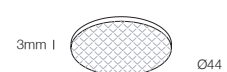
Ø44 Accessory for **Glek IB, Mini Armbox, Mini IB**



**MX 9984**  
Frosted Glass Diffuser



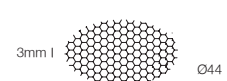
**MX 9985**  
Obscured Glass Diffuser




**MX 9986**  
Linear Spread Glass Diffuser



**MX 9987**  
Black Honey Comb Louvre









# LED Strip & Linear Profile

/ Index



160

SurfWash



161

P-Bar G3



162

P-Bar Lite G3




164

LEDStrip Thin



166

LEDStrip Unit



168

LEDStrip COB



170

LEDStrip Stick Mini



172

LEDStrip Corner  
Mini



174

Neon Strip 1010




175

Neon Strip 1220



176

Neon Strip 1616




178

LEDStrip



180

LEDStrip HE




182

LEDStrip Mini



184

LEDStrip Duo




186

CC LED Strip



188

LED Vertical Strip




190

LEDStrip Dual



192

RGB LED Strip



194

RGBW LED Strip




196

LEDStrip S Pro



198

LEDStrip Pro



200

LEDStrip Stick



202

LEDStrip L Pro



204

LEDStrip N Stick




206

LEDStrip Pro  
Corner

# SurfWash

- High Power LED ceiling washer
- Extrusion aluminium body
- 60° beam angle
- 3 CCT options in 2700K, 3000K and 4000K
- Provided with adjustable mounting clip
- Separate order of remote driver is available



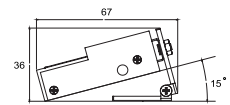
NEW

## SurfWash 600mm

MX 6425 - G3 - 14 - 600 - [ ] [ ] - [ ] [ ]

Code	CRI	Code	CCT	Code	Colour
9	90	27	2700K	80	White
		30	3000K	10	Black
		40	4000K		

600mm, 24V, 14 x 1.5W LED 1130lm

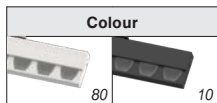
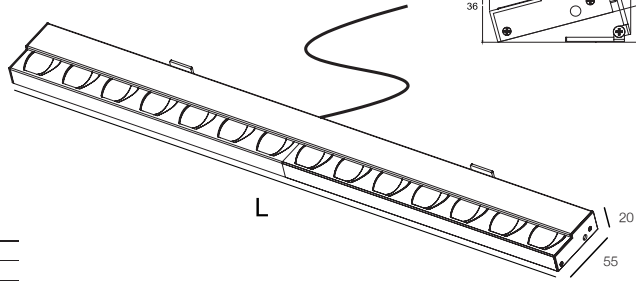


## SurfWash 1200mm

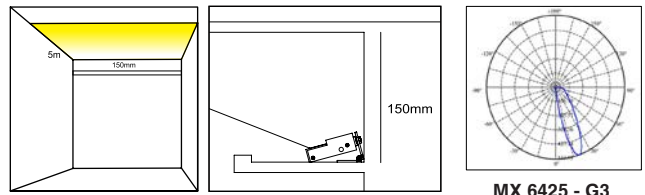
MX 6425 - G3 - 28 - 1200 - [ ] [ ] - [ ] [ ]

Code	CRI	Code	CCT	Code	Colour
9	90	27	2700K	80	White
		30	3000K	10	Black
		40	4000K		

1200mm, 24V, 28 x 1.5W LED 2260lm



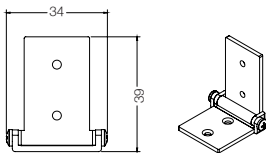
### Recommend distance and angle from wall



### Accessory

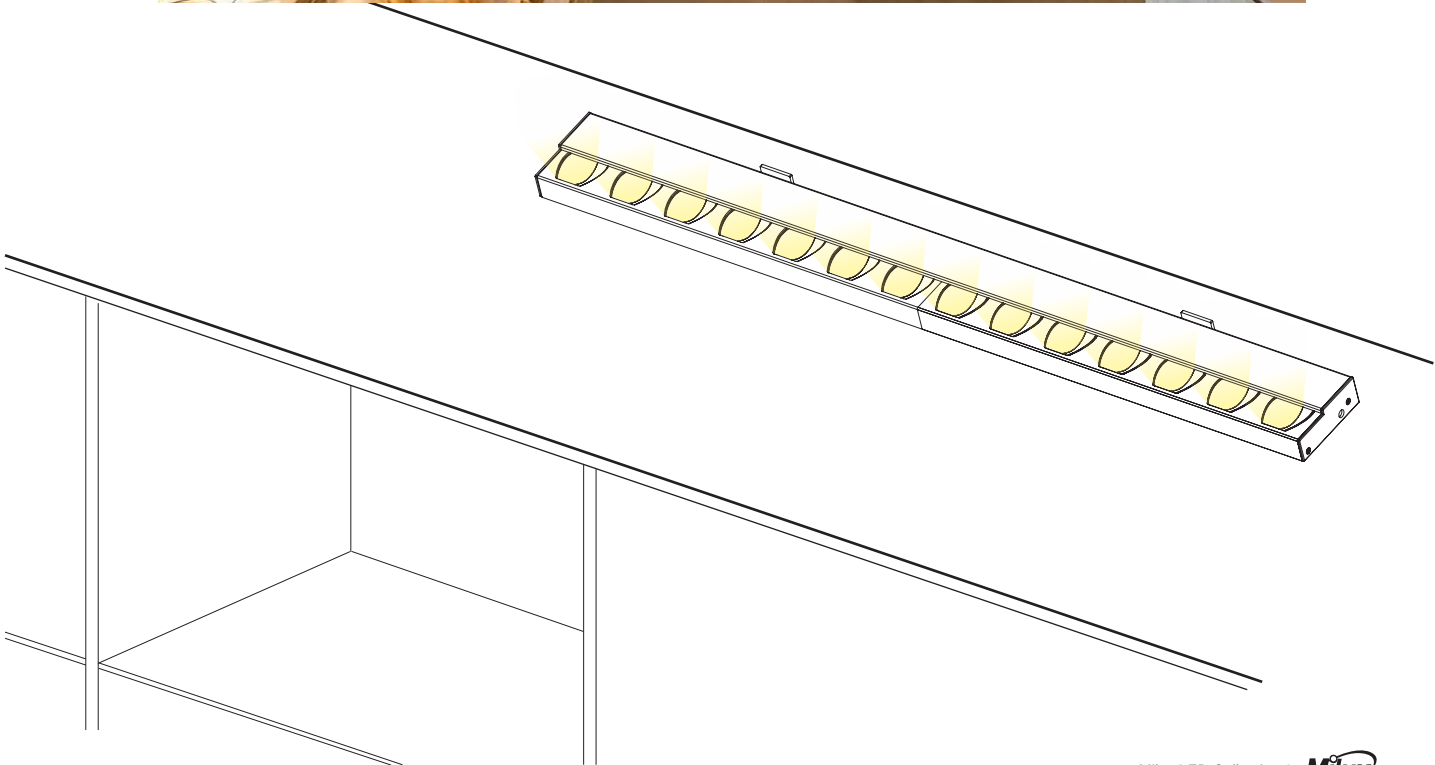
#### MX 3912

Adjustable Mounting Clip for light trough



### LED Driver

Ordering Code	Driving Power Range	Matching with LED Fitting	Output Voltage	Wiring Box Dimension (mm) (L) x (W) x (H)	Cut Hole (mm)
EC LED-24V-60-PH(43)	1 - 60W	Max 2pcs SurfWash 600mm 1pc SurfWash 1200mm	24V DC	320 x 73 x 41	Ø85
EC LED-24V-60D-AS-PH(38)	0 - 60W		24V DC, 1-10V Dimmable	450 x 70 x 50	Ø90
EC LED-24V-120-PH(41)	1 - 120W	Max 4pcs SurfWash 600mm Max 2pcs SurfWash 1200mm	24V DC	350 x 102 x 41	Ø110
EC LED-24V-150D-AS-PH(38)	0 - 150W		24V DC, 1-10V Dimmable	450 x 70 x 50	Ø90





# P-Bar G3

- High Power LED wall grazer
- Extrusion aluminium body
- 10° x 35° beam angle
- 4 CCT options in 2700K, 3000K, 3500K and 4000K
- Provided with adjustable mounting clip
- Separate order of remote driver is available



NEW

## P-Bar G3 600mm

**MX 6424 - G3 - 21 - 600 -** [ ] [ ] - [ ] [ ]

Code	CRI	Code	CCT	Code	Colour
9	90	27	2700K	80	White
		30	3000K	10	Black
		35	3500K		
		40	4000K		

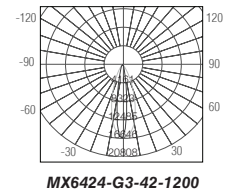
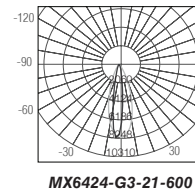

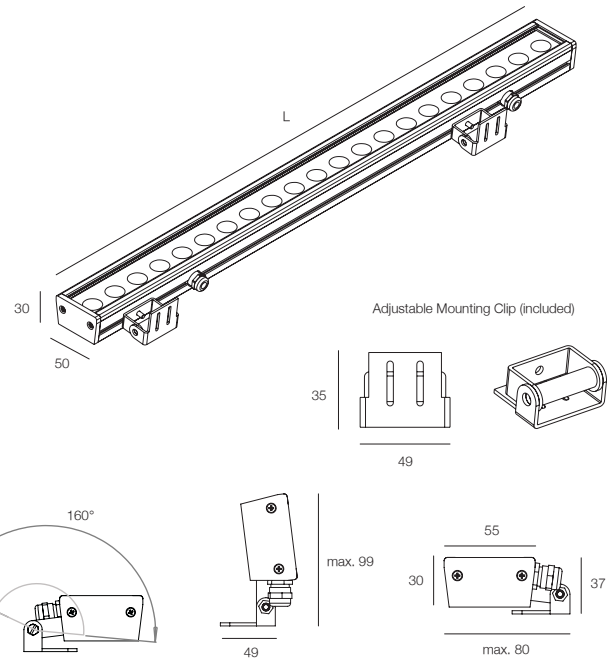
600mm, 24V, 21 x 1.2W LED, 2520lm

## P-Bar G3 1200mm

**MX 6424 - G3 - 42 - 1200 -** [ ] [ ] - [ ] [ ]

Code	CRI	Code	CCT	Code	Colour
9	90	27	2700K	80	White
		30	3000K	10	Black
		35	3500K		
		40	4000K		

1200mm, 24V, 42 x 1.2W LED, 5040lm



## LED Driver

Ordering Code	Driving Power Range	Matching with LED Fitting	Output Voltage	Wiring Box Dimension(mm) (L) x (W) x (H)	Cut Hole (mm)
<b>EC LED-24V-60-PH(43)</b>	3 - 60W	Max 2pcs P-Bar G3 600mm Max 1pc P-Bar G3 1200mm	24V DC	320 x 73 x 41	Ø85
<b>EC LED-24V-60D-AS-PH(38)</b>	0 - 60W		24V DC, 1-10V Dimmable	450 x 70 x 50	Ø90
<b>EC LED-24V-120-PH(41)</b>	3 - 120W	Max 4pcs P-Bar G3 600mm Max 2pcs P-Bar G3 1200mm	24V DC	350 x 102 x 41	Ø110
<b>EC LED-24V-150D-AS-PH(38)</b>	0 - 150W	Max 5pcs P-Bar G3 600mm Max 2pcs P-Bar G3 1200mm	24V DC, 1-10V Dimmable	450 x 70 x 50	Ø90

# P-Bar Lite G3

- High Power LED wall grazer
- Extrusion aluminium body
- 30° x 65° beam angle
- 4 CCT options in 2700K, 3000K, 3500K and 4000K
- Provided with adjustable mounting clip
- Separate order of remote driver is available



NEW

*P-Bar Lite G3 600mm*

**MX 6423 - G3 - 14 - 600 -** [ ] [ ] - [ ] [ ]

Code	CRI	Code	CCT	Code	Colour
9	90	27	2700K	80	White
		30	3000K	10	Black
		35	3500K		
		40	4000K		

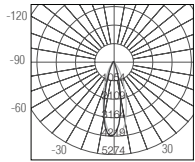

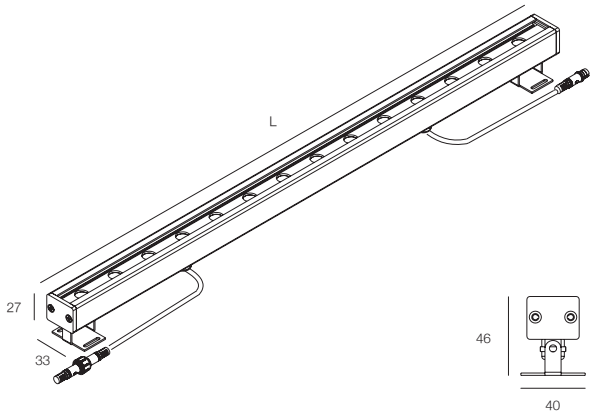
600mm, 24V, 14 x 1W LED, 2100lm

*P-Bar Lite G3 1200mm*

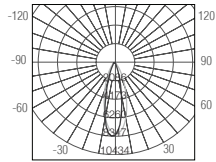
**MX 6423 - G3 - 28 - 1200 -** [ ] [ ] - [ ] [ ]

Code	CRI	Code	CCT	Code	Colour
9	90	27	2700K	80	White
		30	3000K	10	Black
		35	3500K		
		40	4000K		

1200mm, 24V, 28 x 1W LED, 4200lm



MX6423-G3-14-600



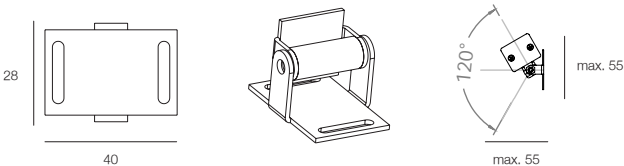
MX6423-G3-28-1200

new

Accessory

**MX 3911**

Adjustable Mounting Clip



LED Driver

Ordering Code	Driving Power Range	Matching with LED Fitting	Output Voltage	Wiring Box Dimension(mm) (L) x (W) x (H)	Cut Hole (mm)
<b>EC LED-24V-60-PH(43)</b>	3 - 60W	Max 2pcs P-Bar Lite G3 600mm Max 1pc P-Bar Lite G3 1200mm	24V DC	320 x 73 x 41	Ø85
<b>EC LED-24V-60D-AS-PH(38)</b>	0 - 60W		24V DC, 1-10V Dimmable	450 x 70 x 50	Ø90
<b>EC LED-24V-120-PH(41)</b>	3 - 120W	Max 5pcs P-Bar Lite G3 600mm Max 2pcs P-Bar Lite G3 1200mm	24V DC	350 x 102 x 41	Ø110
<b>EC LED-24V-150D-AS-PH(38)</b>	0 - 150W	Max 7pcs P-Bar Lite G3 600mm Max 3pcs P-Bar Lite G3 1200mm	24V DC, 1-10V Dimmable	450 x 70 x 50	Ø90

# LEDStrip Thin

- Easy to bend for flexible design
- Cutting unit 50mm
- CRI typical 80+ and 90+ options
- 3M adhesive in the Flexible Strip
- Water proof silicon sleeve in IP65 version
- Custom power and length upon request
- Separate order of power supply is available upon request
- SDCM Step 3, high colour temperature stability



**NEW**

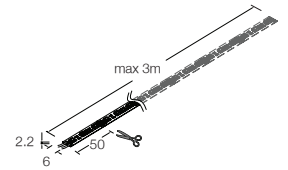
### IP20 Version

**MX 6460 - G2 - [ ] [ ] - [ ] [ ] K - 24V - PM**



Code	Power	Code	CRI	Code	CCT
6.6	6.6W/m	8	80+	27	2700K
9.6	9.6W/m	9	90+	30	3000K
13.2	13.2W/m			35	3500K
				40	4000K

- ◇ 24V DC, 120pcs LEDs/m, 13.2W/m, 1486lm/m, CRI80+ (3000K)
- ◇ 24V DC, 120pcs LEDs/m, 13.2W/m, 1330lm/m, CRI90+ (3000K)



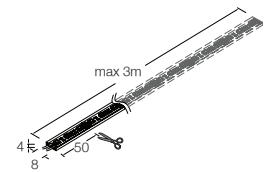
### IP65 Version

**MX 6461 - G2 - [ ] [ ] - [ ] [ ] K - 24V - PM**

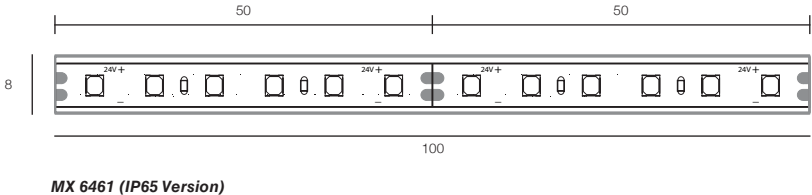
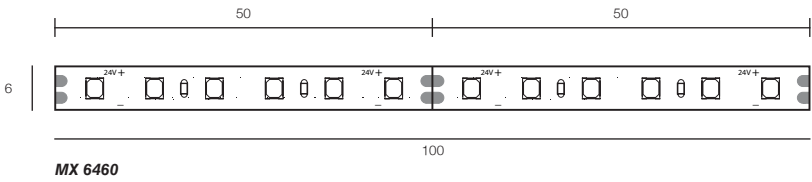


Code	Power	Code	CRI	Code	CCT
6.6	6.6W/m	8	80+	27	2700K
9.6	9.6W/m	9	90+	30	3000K
13.2	13.2W/m			35	3500K
				40	4000K

- ◇ 24V DC, 120pcs LEDs/m, 13.2W/m, 1486lm/m, CRI80+ (3000K)
- ◇ 24V DC, 120pcs LEDs/m, 13.2W/m, 1330lm/m, CRI90+ (3000K)

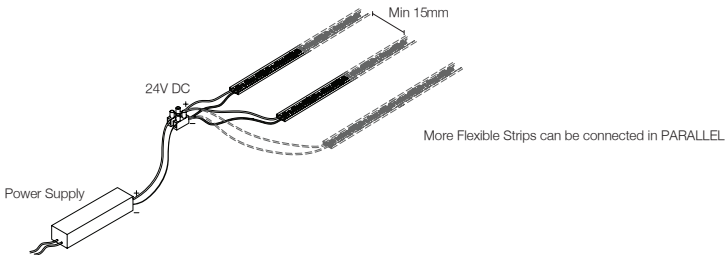


1:1 Scale



**Connection Details**

Maximum 3 meters in LINEAR CONNECTION



LED Driver						
Ordering Code	Driving Power Range	Matching with LED Fitting	Output Voltage	Wiring Box Dimension(mm) (L) x (W) x (H)	Cut Hole (mm)	
<i>EC LED-24V-60-PH(43)</i>	3 - 60W	LEDStrip Thin	24V DC	320 x 73 x 41	Ø85	
<i>EC LED-24V-120-PH(41)</i>	3 - 120W			350 x 102 x 41	Ø110	
<i>EC LED-24V-60D-AS-PH(38)</i>	0 - 60W		24V DC, 1-10V Dimmable	450 x 70 x 50	Ø90	
<i>EC LED-24V-150D-AS-PH(38)</i>	0 - 150W					

# LEDStrip Unit

- Easy to bend for flexible design
- Cutting unit 10mm
- CRI typical 80+
- 3M adhesive in the Flexible Strip
- Come with mounting clip for IP65 Flexible Strip
- Water proof silicon sleeve in IP65 version
- Custom power and length upon request
- Separate order of power supply is available upon request
- SDCM Step 3, high colour temperature stability



NEW

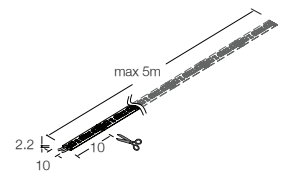
### IP20 Version

**MX 6450** -    - 8   **K - 24V - PM**



Code	Power	Code	CCT
6.6	6.6W/m	27	2700K
9.6	9.6W/m	30	3000K
13.2	13.2W/m	35	3500K
		40	4000K

24V DC, 100pcs LEDs/m, 13.2W/m, 1500lm/m, CRI80+ (3000K)



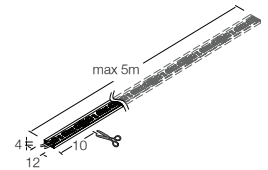
### IP65 Version

**MX 6451** -    - 8   **K - 24V - PM**

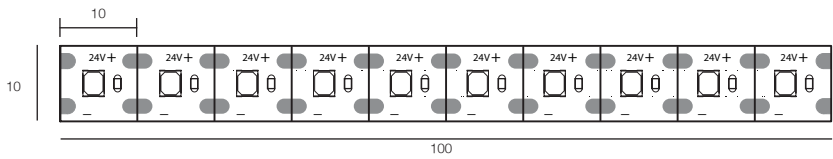


Code	Power	Code	CCT
6.6	6.6W/m	27	2700K
9.6	9.6W/m	30	3000K
13.2	13.2W/m	35	3500K
		40	4000K

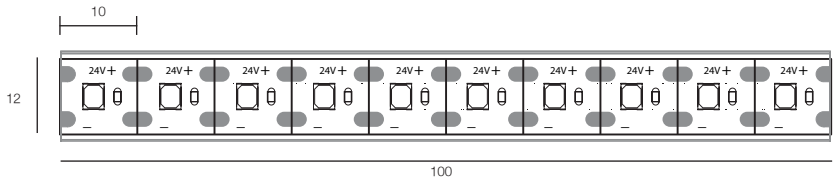
24V DC, 100pcs LEDs/m, 13.2W/m, 1500lm/m, CRI80+ (3000K)



1:1 Scale



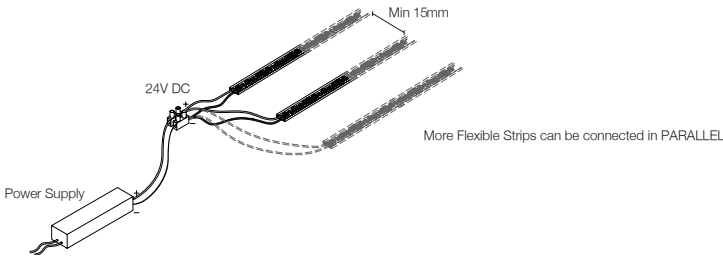
**MX 6450**



**MX 6451 (IP65 Version)**

**Connection Details**

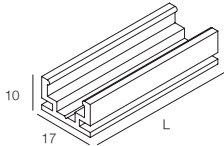
Maximum 5 meters in LINEAR CONNECTION



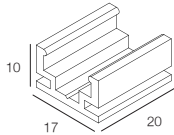
Accessory

**LEDStrip Plastic Clip (for IP65 version only)**

**MX 6355 - PM**



**MX 6355 - L20**



LED Driver

Ordering Code	Driving Power Range	Matching with LED Fitting	Output Voltage	Wiring Box Dimension(mm) (L) x (W) x (H)	Cut Hole (mm)
<b>EC LED-24V-60-PH(43)</b>	3 - 60W	LEDStrip Unit	24V DC	320 x 73 x 41	Ø85
<b>EC LED-24V-120-PH(41)</b>	3 - 120W			350 x 102 x 41	Ø110
<b>EC LED-24V-60D-AS-PH(38)</b>	0 - 60W		24V DC, 1-10V Dimmable	450 x 70 x 50	Ø90
<b>EC LED-24V-150D-AS-PH(38)</b>	0 - 150W				



# LEDStrip COB

- Easy to bend for dotness design
- Cutting unit 41.66mm
- CRI 90+ options
- 3M adhesive in the Flexible Strip
- Water proof silicon sleeve in IP65 version
- Custom length upon request
- Separate order of power supply is available upon request
- High colour temperature stability



**NEW**

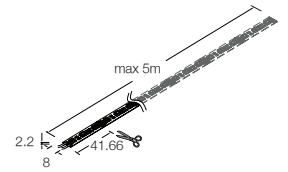
### *IP20 Version*

**AP LT 7122 - 10 - 9**   **K - 24V - PM**



Code	CCT
27	2700K
30	3000K
40	4000K

24V DC, 384pcs LEDs/m, 10W/m, 1000lm/m, CRI90+ (3000K)



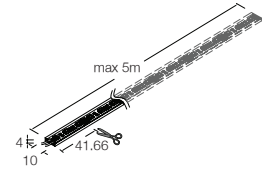
### *IP65 Version*

**AP LT 7123 - 10 - 9**   **K - 24V - PM**

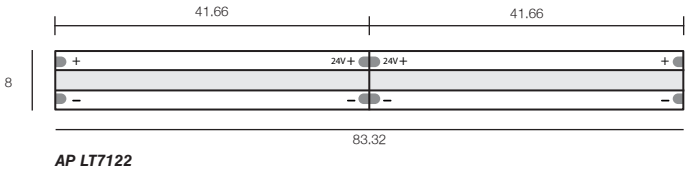


Code	CCT
27	2700K
30	3000K
40	4000K

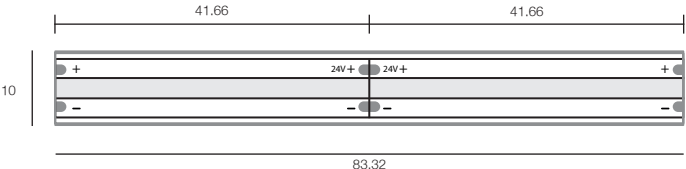
24V DC, 384pcs LEDs/m, 10W/m, 1000lm/m, CRI90+ (3000K)



1:1 Scale



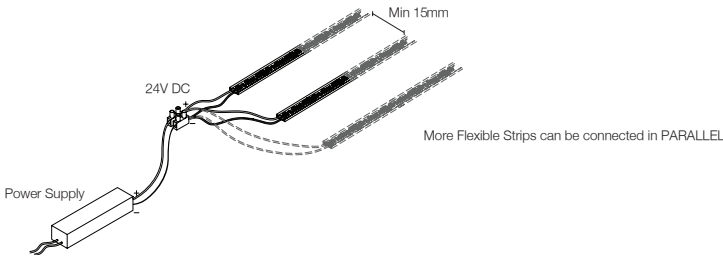
AP LT7122



AP LT7123 (IP65 Version)

**Connection Details**


Maximum 5 meters in LINEAR CONNECTION



LED Driver						
Ordering Code	Driving Power Range	Matching with LED Fitting	Output Voltage	Wiring Box Dimension(mm) (L) x (W) x (H)	Cut Hole (mm)	
<b>EC LED-24V-60-PH(43)</b>	3 - 60W	LEDStrip COB	24V DC	320 x 73 x 41	Ø85	
<b>EC LED-24V-120-PH(41)</b>	3 - 120W			350 x 102 x 41	Ø110	
<b>EC LED-24V-60D-AS-PH(38)</b>	0 - 60W		24V DC, 1-10V Dimmable	450 x 70 x 50	Ø90	
<b>EC LED-24V-150D-AS-PH(38)</b>	0 - 150W					

# LEDStrip Stick Mini

- DC 24V 2835 COB LED Flexible Strip, 10W per meter
- CRI typical 90+
- High Lumen Output
- High colour temperature stability
- Dimmable version available upon request
- Custom length upon request
- Separate order of power supply is available upon request

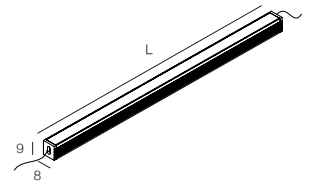


**NEW**

AP LT 7141 - V1- 9   - 24V -

Code	CCT	Code	Length(L)	Output Power
27	2700K	0520	520mm	192 x LED, 5W
30	3000K	1020	1020mm	384 x LED, 10W
40	4000K			

24V DC, 384pcs LEDs/m, 10W/m, 1000lm/m, CRI90+ (3000K)

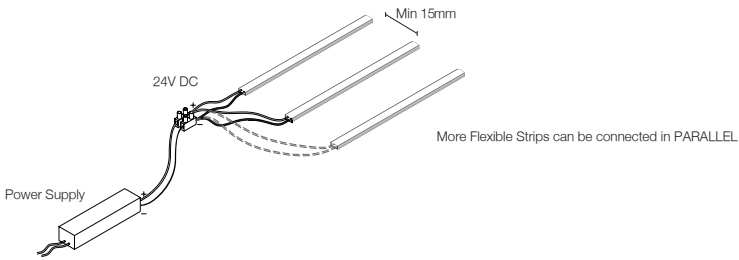


1:1 Scale



**Connection Details**

Maximum 5 meters in LINEAR CONNECTION



LED Driver

Ordering Code	Driving Power Range	Matching with LED Fitting	Output Voltage	Wiring Box Dimension(mm) (L) x (W) x (H)	Cut Hole (mm)
<b>EC LED-24V-60-PH(43)</b>	3 - 60W	LEDStrip Stick Mini	24V DC	320 x 73 x 41	Ø85
<b>EC LED-24V-120-PH(41)</b>	3 - 120W			350 x 102 x 41	Ø110
<b>EC LED-24V-60D-AS-PH(38)</b>	0 - 60W		24V DC, 1-10V Dimmable	450 x 70 x 50	Ø90
<b>EC LED-24V-150D-AS-PH(38)</b>	0 - 150W				

# LEDStrip Corner Mini

- DC 24V 2835 COB LED Flexible Strip, 10W per meter
- CRI typical 90+
- High Lumen Output
- High colour temperature stability
- Dimmable version available upon request
- Custom length upon request
- Separate order of power supply is available upon request

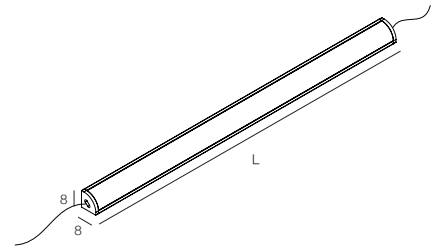


**NEW**

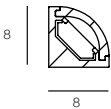
AP LT 7140 - V1-9   - 24V -

Code	CCT	Code	Length(L)	Output Power
27	2700K	0520	520mm	192 x LED, 5W
30	3000K	1020	1020mm	384 x LED, 10W
40	4000K			

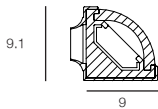
24V DC, 384pcs LEDs/m, 10W/m, 1000lm/m, CRI90+ (3000K)



1:1 Scale



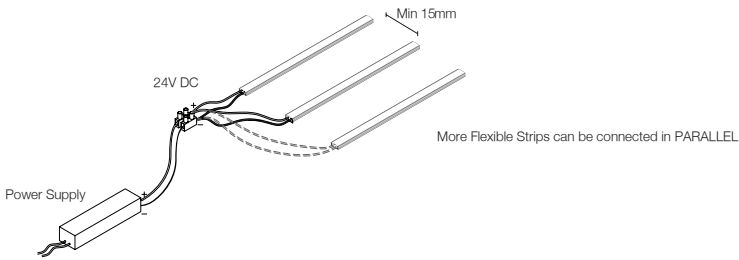
Profile



Profile with Mounting clip

**Connection Details**

Maximum 5 meters in LINEAR CONNECTION

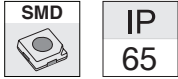


LED Driver					
Ordering Code	Driving Power Range	Matching with LED Fitting	Output Voltage	Wiring Box Dimension(mm) (L) x (W) x (H)	Cut Hole (mm)
<b>EC LED-24V-60-PH(43)</b>	3 - 60W	LEDStrip Corner Mini	24V DC	320 x 73 x 41	Ø85
<b>EC LED-24V-120-PH(41)</b>	3 - 120W			350 x 102 x 41	Ø110
<b>EC LED-24V-60D-AS-PH(38)</b>	0 - 60W		24V DC, 1-10V Dimmable	450 x 70 x 50	Ø90
<b>EC LED-24V-150D-AS-PH(38)</b>	0 - 150W				



# Neon Strip 1010

- High quality and high brightness SMD chip
- Wide range of white colour options
- High colour consistency & smooth illumination with non-visible light dots
- Mounting profiles for easy installation
- Custom length available

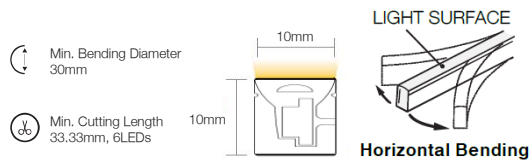
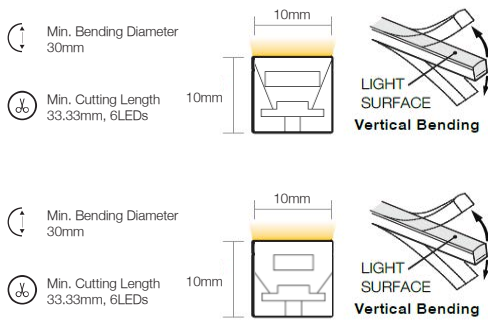


## IP 65 Version

**MX 6453 - G2 - [ ] - [ ] - [ ] - 24V - PM**

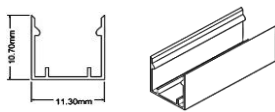
Code	Bending Direction	Code	Power	Code	CRI	Code	CCT
<b>VB</b>	Vertical Bending	<b>4.8</b>	4.8W/m	<b>8</b>	80+	<b>27</b>	2700K
<b>VBT</b>	Vertical Bending Three Side	<b>6.6</b>	6.6W/m	<b>9</b>	90+	<b>30</b>	3000K
<b>HB</b>	Horizontal Bending	<b>9.6</b>	9.6W/m			<b>35</b>	3500K
						<b>40</b>	4000K

- ◇ 24V DC, CRI80+, 180pcs LEDs/m, 9.6W/m, 1363lm/m(3000K)
- ◇ 24V DC, CRI90+, 180pcs LEDs/m, 9.6W/m, 1190lm/m(3000K)



## Accessory

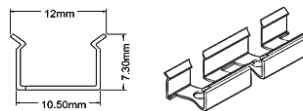
### Aluminum Profile



**MX 3930 - [ ] - [ ] - [ ] - [ ]**

Code	Length
<b>0035</b>	35mm
<b>0500</b>	500mm
<b>1000</b>	1000mm
<b>2000</b>	2000mm

### Bendable Serrated Aluminum Profile



**MX 3931 - [ ] - [ ] - [ ] - [ ]**

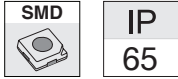
Code	Length
<b>0035</b>	35mm
<b>0500</b>	500mm
<b>1000</b>	1000mm
<b>2000</b>	2000mm

## LED Driver

Ordering Code	Driving Power Range	Matching with LED Fitting	Output Voltage	Wiring Box Dimension(mm) (L x (W) x (H)	Cut Hole (mm)
<b>EC LED-24V-60-PH(43)</b>	60W	Neon Strip 1010	24V DC	320 x 73 x 41	Ø85
<b>EC LED-24V-120-PH(41)</b>	120W			350 x 103 x 45	Ø83
<b>EC LED-24V-60D-AS-PH(38)</b>	60W		24V DC, 1-10V Dimmable	450 x 70 x 50	Ø90
<b>EC LED-24V-150D-AS-PH(38)</b>	150W				

# Neon Strip I220

- High quality and high brightness SMD chip
- Wide range of white colour options
- High colour consistency & smooth illumination with non-visible light dots
- Mounting profiles for easy installation
- Custom length available

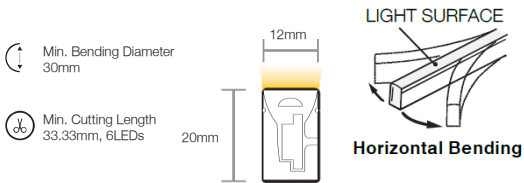


*IP 65 Version*

**MX 6454 - G2 - [ ] - [ ] - [ ] - 24V - PM**

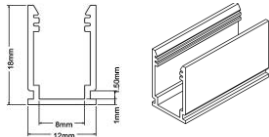
Code	Bending Direction	Code	Power	Code	CRI	Code	CCT
HB	Horizontal Bending	4.8	4.8W/m	8	80+	27	2700K
		6.6	6.6W/m	9	90+	30	3000K
		9.6	9.6W/m			35	3500K
						40	4000K

- 24V DC, CRI80+, 180pcs LEDs/m, 9.6W/m, 1363lm/m(3000K)
- 24V DC, CRI90+, 180pcs LEDs/m, 9.6W/m, 1190lm/m(3000K)



*Accessory*

**Aluminum Profile**



**MX 3932 - [ ] - [ ] - [ ]**

Code	Length
0035	35mm
0500	500mm
1000	1000mm
2000	2000mm

*LED Driver*

Ordering Code	Driving Power Range	Matching with LED Fitting	Output Voltage	Wiring Box Dimension(mm) (L) x (W) x (H)	Cut Hole (mm)
<b>EC LED-24V-60-PH(43)</b>	60W	Neon Strip 1220	24V DC	320 x 73 x 41	Ø85
<b>EC LED-24V-120-PH(41)</b>	120W			350 x 103 x 45	Ø83
<b>EC LED-24V-60D-AS-PH(38)</b>	60W		24V DC, 1-10V Dimmable	450 x 70 x 50	Ø90
<b>EC LED-24V-150D-AS-PH(38)</b>	150W				

# Neon Strip 1616

- High quality and high brightness SMD chip
- Wide range of white colour options
- High colour consistency & smooth illumination with non-visible light dots
- Mounting profiles for easy installation
- Custom length available

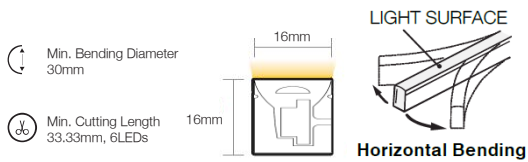


## IP 65 Version

**MX 6455 - G2 - [ ] - [ ] - [ ] - 24V - PM**

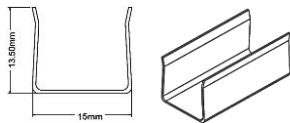
Code	Bending Direction	Code	Power	Code	CRI	Code	CCT
<b>HB</b>	Horizontal Bending	<b>4.8</b>	4.8W/m	<b>8</b>	80+	<b>27</b>	2700K
		<b>6.6</b>	6.6W/m	<b>9</b>	90+	<b>30</b>	3000K
		<b>9.6</b>	9.6W/m			<b>35</b>	3500K
						<b>40</b>	4000K

- ◇ 24V DC, CRI80+, 180pcs LEDs/m, 9.6W/m, 1363lm/m(3000K)
- ◇ 24V DC, CRI90+, 180pcs LEDs/m, 9.6W/m, 1190lm/m(3000K)



## Accessory

### Aluminum Profile



**MX 3933 - [ ] - [ ] - [ ]**

Code	Length
<b>0035</b>	35mm
<b>0500</b>	500mm
<b>1000</b>	1000mm
<b>2000</b>	2000mm

## LED Driver

Ordering Code	Driving Power Range	Matching with LED Fitting	Output Voltage	Wiring Box Dimension(mm) (L) x (W) x (H)	Cut Hole (mm)
<b>EC LED-24V-60-PH(43)</b>	60W	Neon Strip 1616	24V DC	320 x 73 x 41	Ø85
<b>EC LED-24V-120-PH(41)</b>	120W			350 x 103 x 45	Ø83
<b>EC LED-24V-60D-AS-PH(38)</b>	60W		24V DC, 1-10V Dimmable	450 x 70 x 50	Ø90
<b>EC LED-24V-150D-AS-PH(38)</b>	150W				



# LEDStrip

- Easy to bend for flexible design
- Cutting unit 50mm
- CRI typical 80+ and 90+ options
- 3M adhesive in the Flexible Strip
- Come with mounting clip for IP65 Flexible Strip
- Water proof silicon sleeve in IP65 version
- Custom power and length upon request
- Separate order of power supply is available upon request
- SDCM Step 3, high colour temperature stability



## IP20 Version

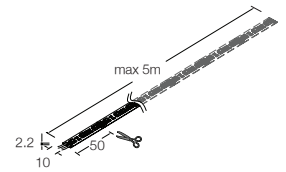
**MX 6458 - G2 - [ ] [ ] [ ] - [ ] [ ] [ ] - 24V - PM**



Code	Power	Code	CRI	Code	CCT
2.0	2.0W/m	8	80+	27	2700K
6.6	6.6W/m	9	90+	30	3000K
9.6	9.6W/m			35	3500K
13.2	13.2W/m			40	4000K

◇ 24V DC, 120pcs LEDs/m, 13.2W/m, 1488lm/m, CRI80+ (3000K)

◇ 24V DC, 120pcs LEDs/m, 13.2W/m, 1330lm/m, CRI90+ (3000K)



## IP65 Version

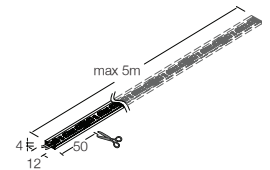
**MX 6459 - G2 - [ ] [ ] [ ] - [ ] [ ] [ ] - 24V - PM**



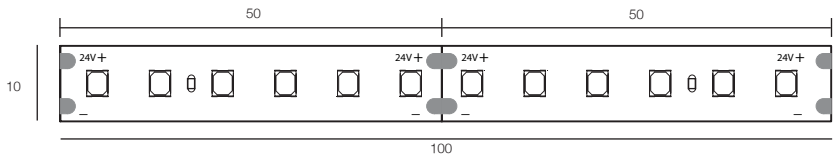
Code	Power	Code	CCT	Code	CCT
6.6	6.6W/m	8	80+	27	2700K
9.6	9.6W/m	9	90+	30	3000K
13.2	13.2W/m			35	3500K
				40	4000K

◇ 24V DC, 120pcs LEDs/m, 13.2W/m, 1488lm/m, CRI80+ (3000K)

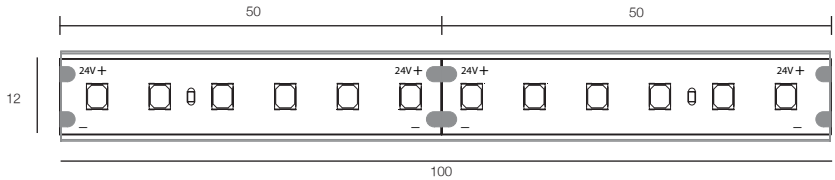
◇ 24V DC, 120pcs LEDs/m, 13.2W/m, 1330lm/m, CRI90+ (3000K)



1:1 Scale



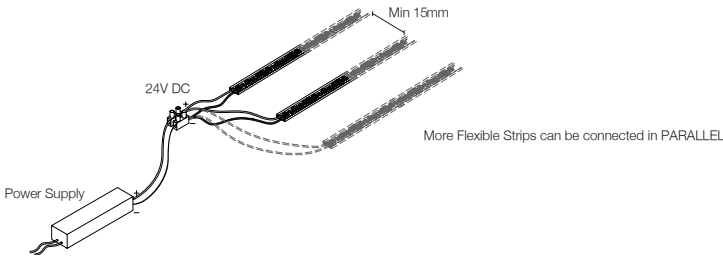
**MX 6458**



**MX 6459 (IP65 Version)**

**Connection Details**

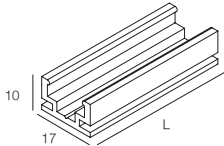
Maximum 5 meters in LINEAR CONNECTION



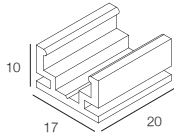
Accessory

**LEDStrip Plastic Clip (for IP65 version only)**

**MX 6355 - PM**



**MX 6355 - L20**



LED Driver

Ordering Code	Driving Power Range	Matching with LED Fitting	Output Voltage	Wiring Box Dimension(mm) (L) x (W) x (H)	Cut Hole (mm)
<b>EC LED-24V-60-PH(43)</b>	3 - 60W	LEDStrip	24V DC	320 x 73 x 41	Ø85
<b>EC LED-24V-120-PH(41)</b>	3 - 120W			350 x 102 x 41	Ø110
<b>EC LED-24V-60D-AS-PH(38)</b>	0 - 60W		24V DC, 1-10V Dimmable	450 x 70 x 50	Ø90
<b>EC LED-24V-150D-AS-PH(38)</b>	0 - 150W				



# LEDStrip HE

- Easy to bend for flexible design
- Cutting unit 62.5mm
- CRI typical 80+ and 90+ options
- 3M adhesive in the Flexible Strip
- Come with mounting clip for IP65 Flexible Strip
- Water proof silicon sleeve in IP65 version
- Custom power and length upon request
- Separate order of power supply is available upon request
- SDCM Step 3, high colour temperature stability
- High efficiency version



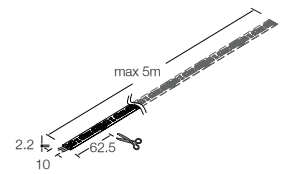
## IP20 Version

**MX 6468 - G2 - [ ] [ ] [ ] - [ ] [ ] [ ] - 24V - PM**



Code	Power	Code	CCT	Code	CCT
2.0	2.0W/m	8	80+	27	2700K
6.6	6.6W/m	9	90+	30	3000K
9.6	9.6W/m			35	3500K
13.2	13.2W/m			40	4000K

- ◇ 24V DC, 128pcs LEDs/m, 13.2W/m, 1866lm/m, CRI80+ (3000K)
- ◇ 24V DC, 128pcs LEDs/m, 13.2W/m, 1670lm/m, CRI90+ (3000K)



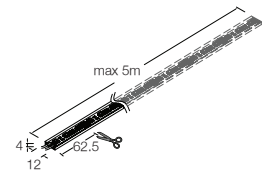
## IP65 Version

**MX 6469 - G2 - [ ] [ ] [ ] - [ ] [ ] [ ] - 24V - PM**

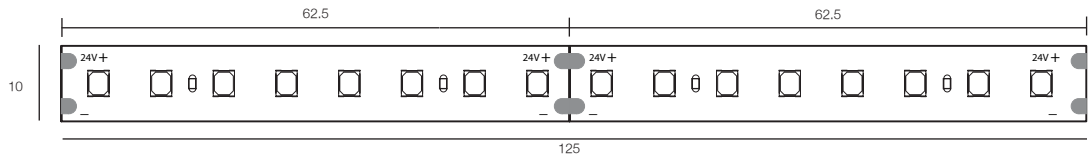


Code	Power	Code	CCT	Code	CCT
6.6	6.6W/m	8	80+	27	2700K
9.6	9.6W/m	9	90+	30	3000K
13.2	13.2W/m			35	3500K
				40	4000K

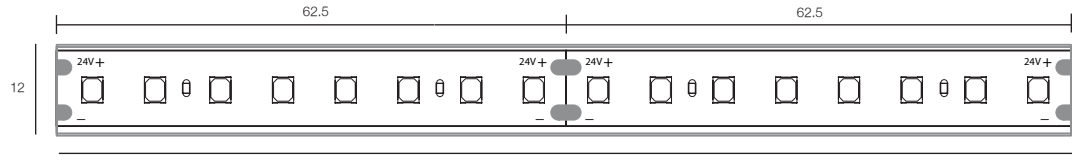
- ◇ 24V DC, 128pcs LEDs/m, 13.2W/m, 1866lm/m, CRI80+ (3000K)
- ◇ 24V DC, 128pcs LEDs/m, 13.2W/m, 1670lm/m, CRI90+ (3000K)



1:1 Scale



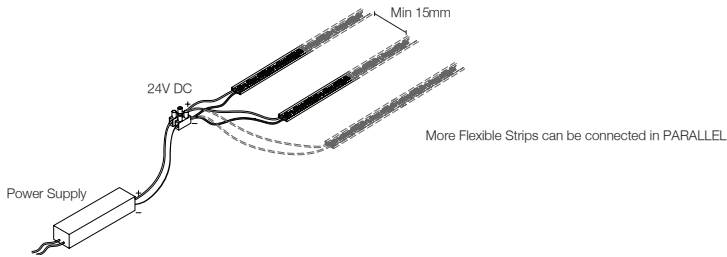
**MX 6468**



**MX 6469 (IP65 Version)**

**Connection Details**

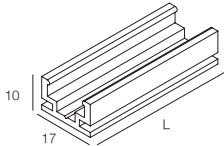
Maximum 5 meters in LINEAR CONNECTION



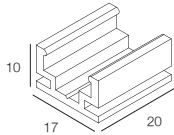
Accessory

**LEDStrip Plastic Clip (for IP65 version only)**

**MX 6355 - PM**



**MX 6355 - L20**



LED Driver

Ordering Code	Driving Power Range	Matching with LED Fitting	Output Voltage	Wiring Box Dimension(mm) (L) x (W) x (H)	Cut Hole (mm)
<b>EC LED-24V-60-PH(43)</b>	3 - 60W	LEDStrip HE	24V DC	320 x 73 x 41	Ø85
<b>EC LED-24V-120-PH(41)</b>	3 - 120W			350 x 102 x 41	Ø110
<b>EC LED-24V-60D-AS-PH(38)</b>	0 - 60W		24V DC, 1-10V Dimmable	450 x 70 x 50	Ø90
<b>EC LED-24V-150D-AS-PH(38)</b>	0 - 150W				

# LEDStrip Mini

- Easy to bend for flexible design
- Cutting unit 100mm
- CRI typical 80+ and 90+ options
- 3M adhesive in the Flexible Strip
- Come with mounting clip for IP65 Flexible Strip
- Water proof silicon sleeve in IP65 version
- Custom power and length upon request
- Separate order of power supply is available upon request
- SDCM Step 3, high colour temperature stability



## IP20 Version

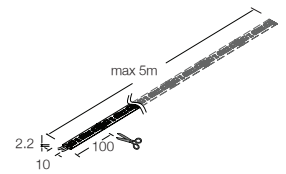
### MX 6456 - G2 - [ ] - [ ] - 24V - PM



Code	Power	Code	CRI	Code	CCT
2.0	2.0W/m	8	80+	27	2700K
4.8	4.8W/m	9	90+	30	3000K
6.6	6.6W/m			35	3500K
9.6	9.6W/m			40	4000K

24V DC, 60pcs LEDs/m, 9.6W/m, 936lm/m, CRI80+ (3000K)

24V DC, 60pcs LEDs/m, 9.6W/m, 838lm/m, CRI90+ (3000K)



## IP65 Version

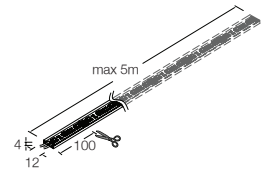
### MX 6457 - G2 - [ ] - [ ] - 24V - PM



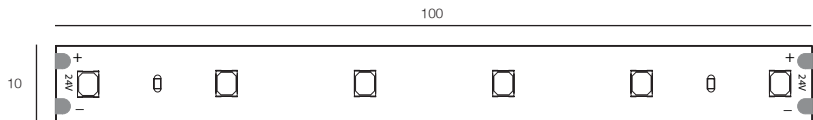
Code	Power	Code	CRI	Code	CCT
4.8	4.8W/m	8	80+	27	2700K
6.6	6.6W/m	9	90+	30	3000K
9.6	9.6W/m			35	3500K
				40	4000K

24V DC, 60pcs LEDs/m, 9.6W/m, 936lm/m, CRI80+ (3000K)

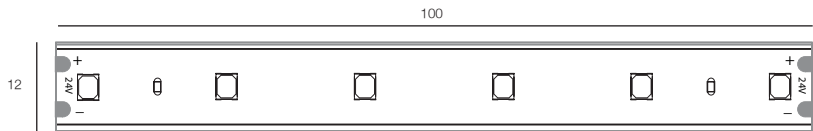
24V DC, 60pcs LEDs/m, 9.6W/m, 838lm/m, CRI90+ (3000K)



1:1 Scale



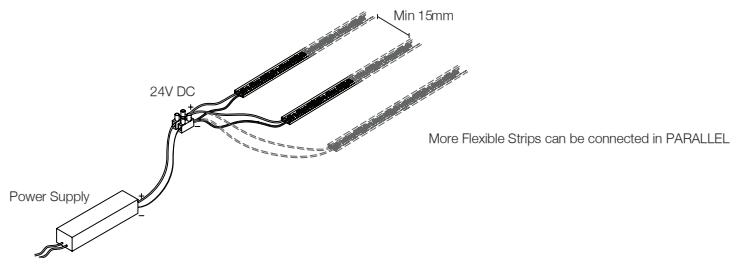
**MX 6456**



**MX 6457 (IP65 Version)**

**Connection Details**

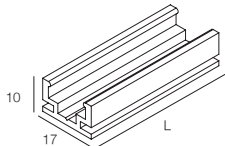
Maximum 5 meters in LINEAR CONNECTION



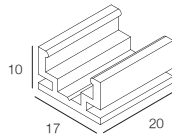
Accessory

**LEDStrip Plastic Clip (for IP65 version only)**

**MX 6355 - PM**



**MX 6355 - L20**



LED Driver

Ordering Code	Driving Power Range	Matching with LED Fitting	Output Voltage	Wiring Box Dimension(mm) (L x (W) x (H)	Cut Hole (mm)
<b>EC LED-24V-60-PH(43)</b>	3 - 60W	LEDStrip Mini	24V DC	320 x 73 x 41	Ø85
<b>EC LED-24V-120-PH(41)</b>	3 - 120W			350 x 102 x 41	Ø110
<b>EC LED-24V-60D-AS-PH(38)</b>	0 - 60W		24V DC, 1-10V Dimmable	450 x 70 x 50	Ø90
<b>EC LED-24V-150D-AS-PH(38)</b>	0 - 150W				

# LEDStrip Duo

- Easy to bend for flexible design
- Cutting unit 25mm
- CRI typical 80+ and 90+ options
- 3M adhesive in the Flexible Strip
- Come with mounting clip for IP65 Flexible Strip
- Water proof silicon sleeve in IP65 version
- Custom power and length upon request
- Separate order of power supply is available upon request
- SDCM Step 3, high colour temperature stability
- High power version



## IP20 Version

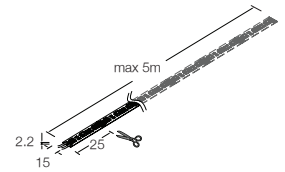
**MX 6488 - G2 - [ ] [ ] - [ ] [ ] - 24V - PM**



Code	Power	Code	CCT	Code	CCT
2.0	2.0W/m	8	80+	27	2700K
4.8	4.8W/m	9	90+	30	3000K
9.6	9.6W/m			35	3500K
14.4	14.4W/m			40	4000K

◇ 24V DC, 240pcs LEDs/m, 19.2W/m, 2285lm/m, CRI80+ (3000K)

◇ 24V DC, 240pcs LEDs/m, 19.2W/m, 2064lm/m, CRI90+ (3000K)



## IP65 Version

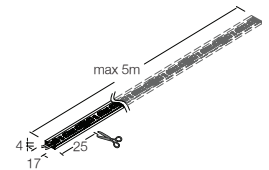
**MX 6489 - G2 - [ ] [ ] - [ ] [ ] - 24V - PM**



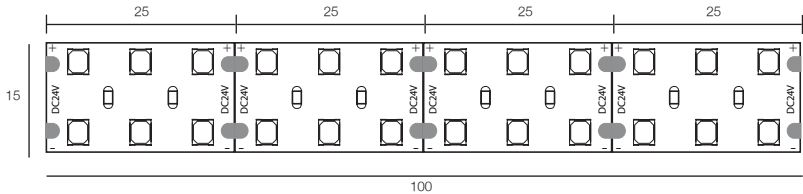
Code	Power	Code	CCT	Code	CCT
4.8	4.8W/m	8	80+	27	2700K
9.6	9.6W/m	9	90+	30	3000K
14.4	14.4W/m			35	3500K
				40	4000K

◇ 24V DC, 240pcs LEDs/m, 19.2W/m, 2285lm/m, CRI80+ (3000K)

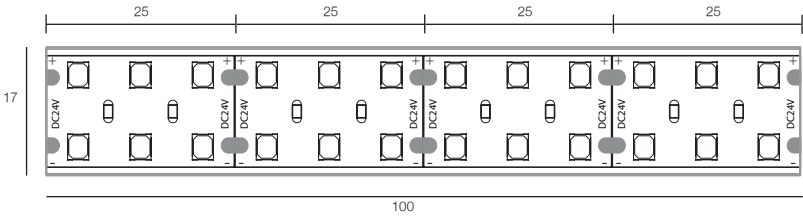
◇ 24V DC, 240pcs LEDs/m, 19.2W/m, 2064lm/m, CRI90+ (3000K)



1:1 Scale



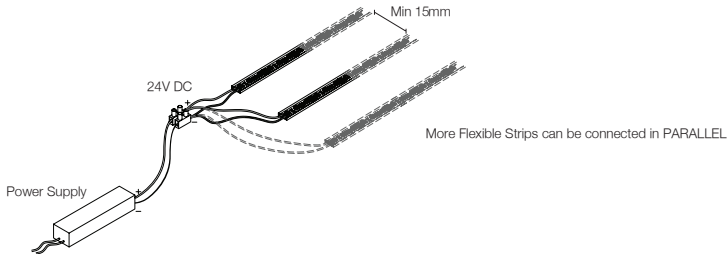
**MX 6488**



**MX 6489 (IP65 Version)**

**Connection Details**

Maximum 5 meters in LINEAR CONNECTION



LED Driver						
Ordering Code	Driving Power Range	Matching with LED Fitting	Output Voltage	Wiring Box Dimension(mm) (L) x (W) x (H)	Cut Hole (mm)	
<b>EC LED-24V-60-PH(43)</b>	3 - 60W	LEDStrip Duo	24V DC	320 x 73 x 41	Ø85	
<b>EC LED-24V-120-PH(41)</b>	3 - 120W			350 x 102 x 41	Ø110	
<b>EC LED-24V-60D-AS-PH(38)</b>	0 - 60W		24V DC, 1-10V Dimmable	450 x 70 x 50	Ø90	
<b>EC LED-24V-150D-AS-PH(38)</b>	0 - 150W					



# CC LED Strip

- LED strip length 20m in linear connection by single 24V power port
- Easy to bend for flexible design
- Cutting unit 50mm
- CRI typical 90+
- 3M adhesive in the Flexible Strip
- Come with mounting clip for IP65 Flexible Strip
- Water proof silicon sleeve in IP65 version
- Custom power and length upon request
- Separate order of power supply is available upon request
- SDCM step 3, high colour temperature stability



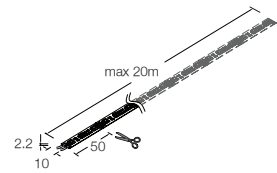
### IP20 Version

AP LT 7120- G2 - [ ] [ ] - 9 [ ] [ ] - 24V - PM



Code	Power	Code	CCT
4.8	4.8W/m	27	2700K
9.6	9.6W/m	30	3000K
14.4	14.4W/m	35	3500K
		40	4000K

24V DC, 120pcs LEDs/m, 14.4W/m, 1368lm/m, CRI90+ SMD2835 (3000K)



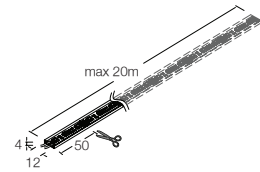
### IP65 Version

AP LT 7121- G2 - [ ] [ ] - 9 [ ] [ ] - 24V - PM

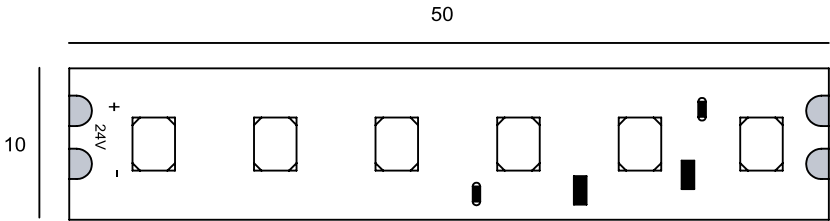


Code	Power	Code	CCT
4.8	4.8W/m	27	2700K
9.6	9.6W/m	30	3000K
14.4	14.4W/m	35	3500K
		40	4000K

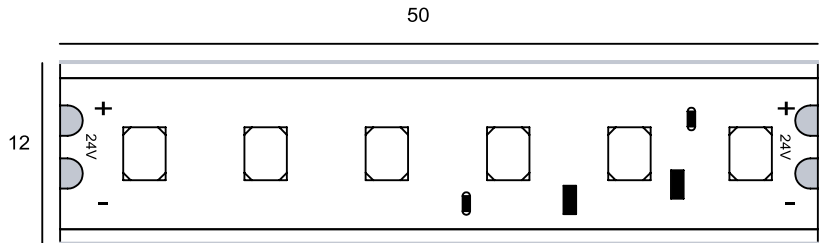
24V DC, 120pcs LEDs/m, 14.4W/m, 1368lm/m, CRI90+ SMD2835 (3000K)



1:1 Scale



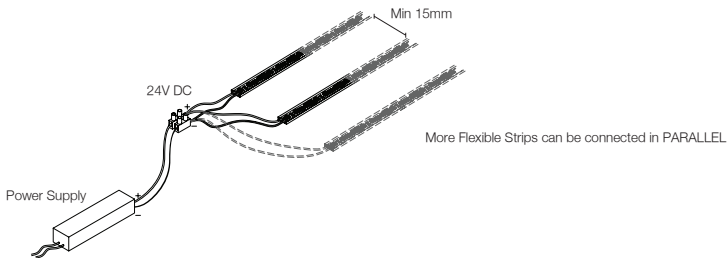
AP LT7120



AP LT7121 (IP65 Version)

**Connection Details**

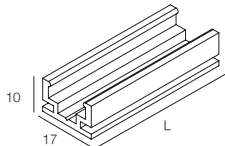
Maximum 20 meters in LINEAR CONNECTION



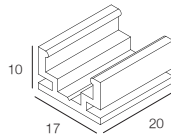
Accessory

**LEDStrip Plastic Clip (for IP65 version only)**

**MX 6355 - PM**



**MX 6355 - L20**



LED Driver

Ordering Code	Driving Power Range	Matching with LED Fitting	Output Voltage	Wiring Box Dimension(mm) (L) x (W) x (H)	Cut Hole (mm)
<b>EC LED-24V-60-PH(43)</b>	3 - 60W	CC LED Strip	24V DC	320 x 73 x 41	Ø85
<b>EC LED-24V-120-PH(41)</b>	3 - 120W			350 x 102 x 41	Ø110
<b>EC LED-24V-60D-AS-PH(38)</b>	0 - 60W		24V DC, 1-10V Dimmable	450 x 70 x 50	Ø90
<b>EC LED-24V-150D-AS-PH(38)</b>	0 - 150W				

# LED Vertical Strip

- Easy to bend for flexible design (side bend)
- DC 24V vertical LED Strip
- CRI Typical 80+
- 3M adhesive in the Flexible Strip
- Cutting unit 50mm
- Water proof silicon sleeve in IP65 version
- Custom power and length upon request
- Separate order of power supply is available upon request



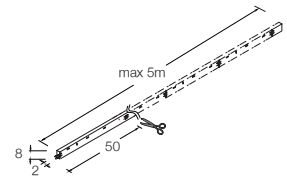
*IP20 Version*

**AP LT 7111 - 9.6 - [ ] - 24V - PM**



Code	CCT
27	2700K
30	3000K
40	4000K

24V DC, 120pcs LEDs/m, 9.6W/m, 864lm/m, CRI80+ (3000K)



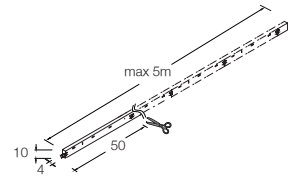
*IP65 Version*

**AP LT 7112 - 9.6 - [ ] - 24V - PM**

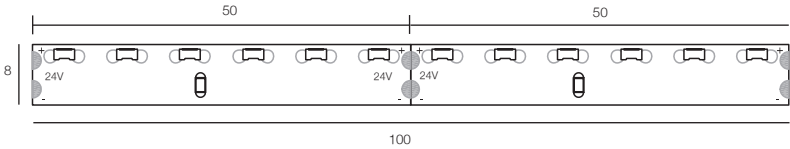


Code	Power
27	2700K
30	3000K
40	4000K

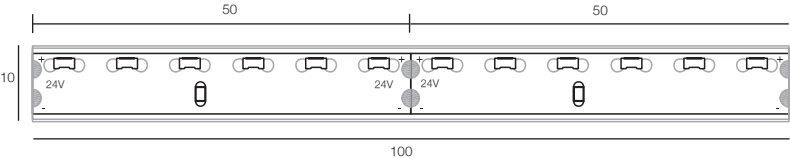
24V DC, 120pcs LEDs/m, 9.6W/m, 864lm/m, CRI80+ (3000K)



1:1 Scale



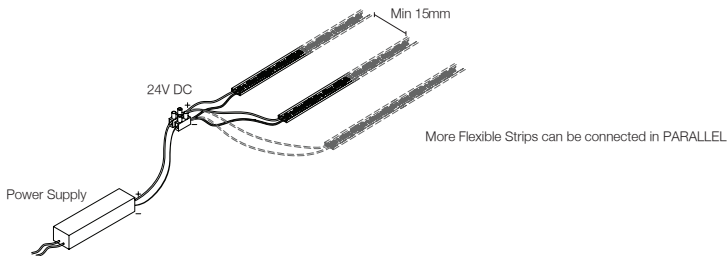
AP LT 7111



AP LT 7112 (IP65 Version)

**Connection Details**

Maximum 5 meters in LINEAR CONNECTION



LED Driver

Ordering Code	Driving Power Range	Matching with LED Fitting	Output Voltage	Wiring Box Dimension(mm) (L x (W) x (H)	Cut Hole (mm)
<b>EC LED-24V-60-PH(43)</b>	3 - 60W	LED Vertical Strip	24V DC	320 x 73 x 41	Ø85
<b>EC LED-24V-120-PH(41)</b>	3 - 120W			350 x 102 x 41	Ø110
<b>EC LED-24V-60D-AS-PH(38)</b>	0 - 60W		24V DC, 1-10V Dimmable	450 x 70 x 50	Ø90
<b>EC LED-24V-150D-AS-PH(38)</b>	0 - 150W				

# LEDStrip Dual

- Vary from 2700K to 4000K
- Cutting unit 50mm
- CRI typical 80+ and 90+ options
- 3M adhesive in the Flexible Strip
- Come with mounting clip for IP65 Flexible Strip
- Water proof silicon sleeve in IP65 version
- Custom power and length upon request
- Separate order of power supply is available upon request
- SDCM Step 3, high colour temperature stability
- CCT Tunable system will be provided upon request



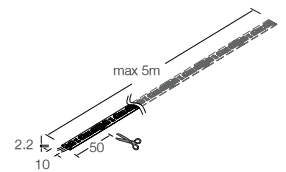
## IP20 Version

**MX 6463 - G2 -  2740 - 12 V - PM**



Code	CCT
8	80+
9	90+

- ◇ 12V DC, 60pairs LEDs/m, 9.6W/m, 936lm/m, CRI80+ (3000K)
- ◇ 12V DC, 60pairs LEDs/m, 9.6W/m, 838lm/m, CRI90+ (3000K)



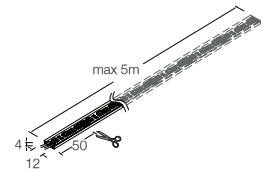
## IP65 Version

**MX 6464 - G2 -  2740 - 12 V - PM**

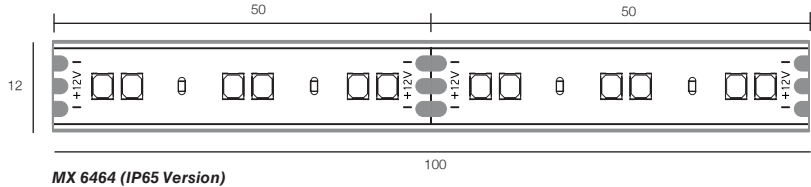
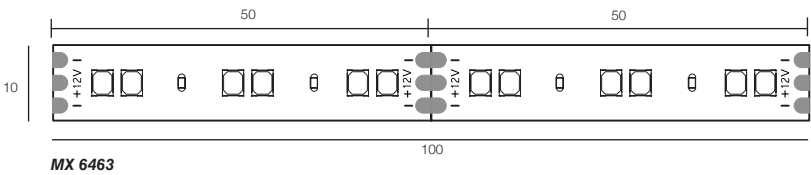


Code	CCT
8	80+
9	90+

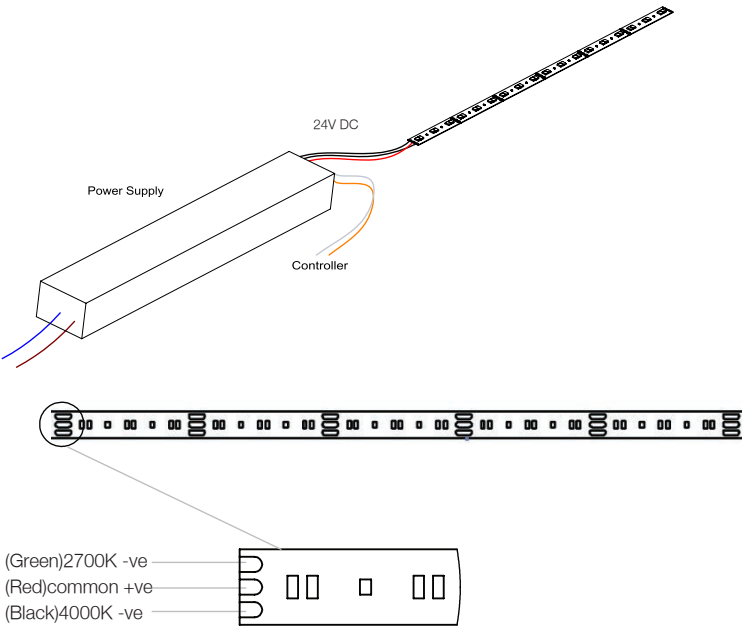
- ◇ 24V DC, 240pcs LEDs/m, 19.2W/m, 2285lm/m, CRI80+ (3000K)
- ◇ 24V DC, 240pcs LEDs/m, 19.2W/m, 2064lm/m, CRI90+ (3000K)



1:1 Scale



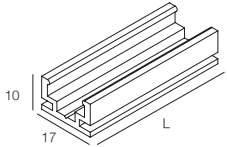
Connection Details



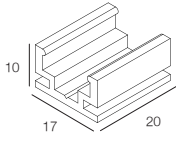
Accessory

LEDStrip Plastic Clip (for IP65 version only)

MX 6355 - PM



MX 6355 - L20



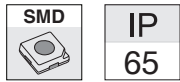
LED Driver

Ordering Code	Driving Power Range	Matching with LED Fitting	Output Voltage	Wiring Box Dimension(mm) (L) x (W) x (H)	Cut Hole (mm)
EC LED-12V-60TWD-AI(43)	0 - 60W	LED Strip Dual	12V DC, 0-10V Dimmable	320 x 73 x 41	Ø85
EC LED-12V-100TWD-AI(43)	0 - 100W				
EC LED-12V-120TWD-AI(43)	0 - 120W				



# RGB LED Strip

- Easy to bend for flexible design
- Cutting unit 100mm
- DC 24V 5050 SMD LED Flexible Strip, 14.4W per meter
- High Lumen Output
- 3M adhesive in the Flexible Strip
- Come with mounting clip for IP65 Flexible Strip
- Water proof silicon sleeve in IP65 version
- Custom power and length upon request
- Separate order of power supply is available upon request

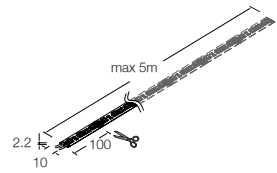


## IP20 Version



### **AP LT 7115 - 14.4 - RGB - 24V - PM**

24V DC, 60pcs LEDs/m, 14.4W/m, 400lm/m (3000K)

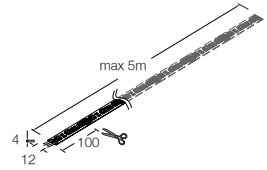


## IP65 Version

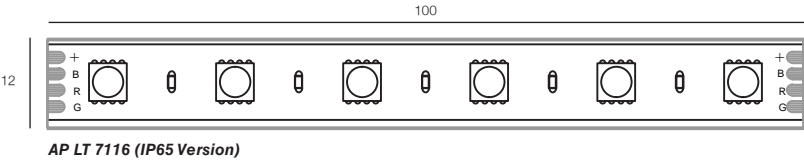
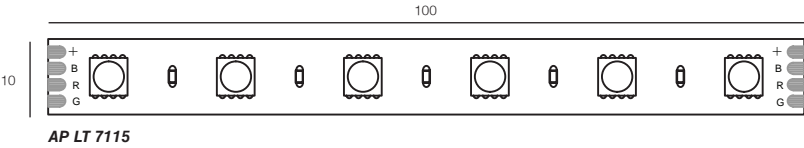


### **AP LT 7116 - 14.4 - RGB - 24V - PM**

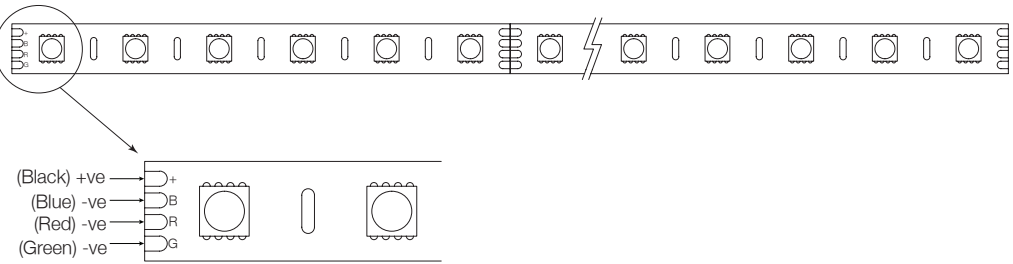
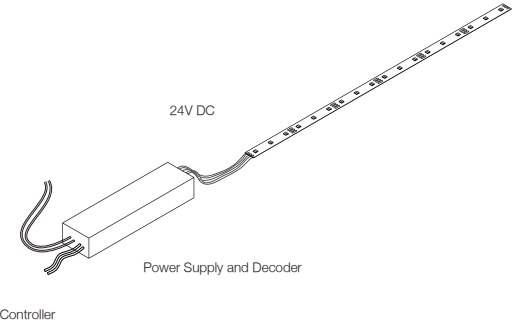
24V DC, 60pcs LEDs/m, 14.4W/m, 400lm/m (3000K)



1:1 Scale



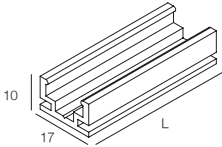
Connection Details



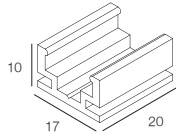
Accessory

LEDStrip Plastic Clip (for IP65 version only)

MX 6355 - PM



MX 6355 - L20



LED Driver

Ordering Code	Driving Power Range	Matching with LED Fitting	Output Voltage	Wiring Box Dimension(mm) (L) x (W) x (H)	Cut Hole (mm)
EC LED-24V-150DMX-4CH-LH(38)	0 - 150W	RGB LED Strip	24V DC	450 x 70 x 50	Ø90

# RGBW LED Strip

- Easy to bend for flexible design
- Cutting unit 100mm
- DC 24V vertical LED Strip
- CRI typical 80+
- 3M adhesive in the Flexible Strip
- Water proof silicon sleeve in IP65 version
- Custom power and length upon request
- Separate order of power supply is available upon request



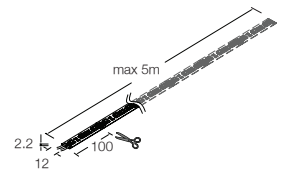
### IP20 Version



#### AP LT 7130 - RGBW - - 24V - PM

Code	CCT
27	2700K
30	3000K
40	4000K

24V DC, 60pcs LEDs/m, 19.2W/m, 1000lm/m, CRI80+ (3000K)



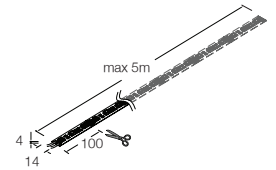
### IP65 Version



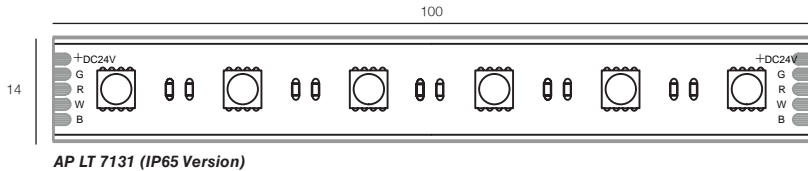
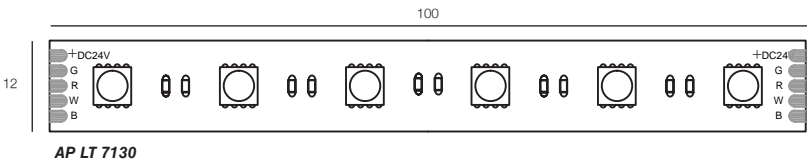
#### AP LT 7131 - RGBW - - 24V - PM

Code	CCT
27	2700K
30	3000K
40	4000K

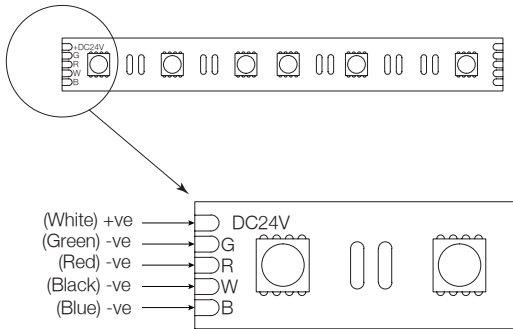
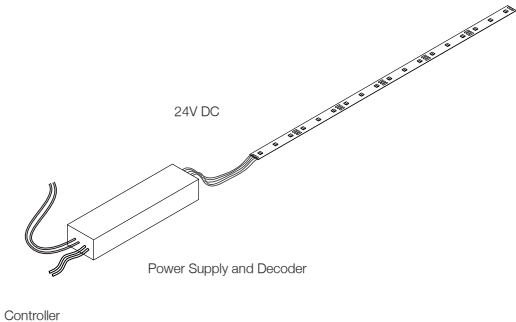
24V DC, 60pcs LEDs/m, 19.2W/m, 1000lm/m, CRI80+ (3000K)



1:1 Scale



**Connection Details**



LED Driver					
Ordering Code	Driving Power Range	Matching with LED Fitting	Output Voltage	Wiring Box Dimension(mm) (L) x (W) x (H)	Cut Hole (mm)
<b>EC LED-24V-150DMX-4CH-LH(38)</b>	0 - 150W	RGBW LED Strip	24V DC	450 x 70 x 50	Ø90

# LEDStrip S Pro

- DC 24V 2835 SMD LED Flexible Strip, 13.2W per meter
- CRI typical 80+ and 90+ options
- High Lumen Output
- SDCM 3 Step, high colour temperature stability
- Dimmable version available upon request
- Tunable white/ RGB version upon request
- Custom power and length upon request
- Separate order of power supply is available upon request



### Standard Version

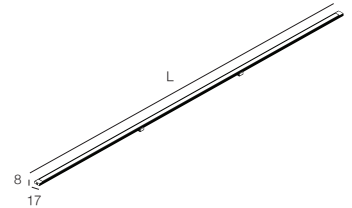
**MX 6493 - V2** - [ ] [ ] [ ] [ ] - 24V - [ ] [ ] [ ] [ ]



Code	CRI	Code	CCT	Code	Length(L)	Output Power
8	80+	27	2700K	0520	520mm	60 x LED, 6.6W
9	90+	30	3000K	1020	1020mm	120 x LED, 13.2W
		35	3500K			
		40	4000K			

24V DC, 120pcs LEDs/m, 13.2W/m, 1486lm/m, CRI80+ (3000K)

24V DC, 120pcs LEDs/m, 13.2W/m, 1330lm/m, CRI90+ (3000K)



### Sensor Version

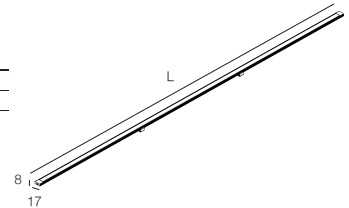
**MX 6493 - V2** - [ ] [ ] [ ] [ ] - 24V - [ ] [ ] [ ] [ ] - SV




Code	CRI	Code	CCT	Code	Length(L)	Output Power
8	80+	27	2700K	0550	550mm	60 x LED, 6.6W
9	90+	30	3000K	1050	1050mm	120 x LED, 13.2W
		35	3500K			
		40	4000K			

24V DC, 120pcs LEDs/m, 13.2W/m, 1486lm/m, CRI80+ (3000K)

24V DC, 120pcs LEDs/m, 13.2W/m, 1330lm/m, CRI90+ (3000K)

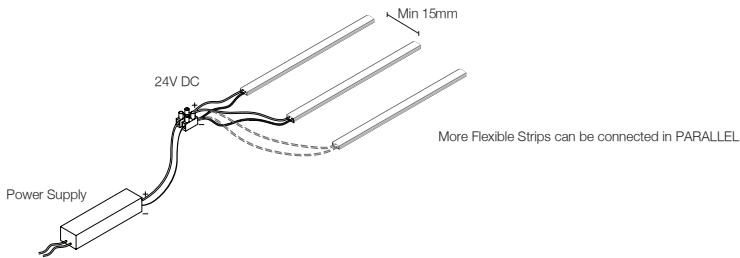


1:1 Scale



**Connection Details**

Maximum 5 meters in LINEAR CONNECTION



LED Driver

Ordering Code	Driving Power Range	Matching with LED Fitting	Output Voltage	Wiring Box Dimension(mm) (L) x (W) x (H)	Cut Hole (mm)
<b>EC LED-24V-60-PH(43)</b>	3 - 60W	LEDStrip S Pro	24V DC	320 x 73 x 41	Ø85
<b>EC LED-24V-120-PH(41)</b>	3 - 120W			350 x 102 x 41	Ø110
<b>EC LED-24V-60D-AS-PH(38)</b>	0 - 60W		24V DC, 1-10V Dimmable	450 x 70 x 50	Ø90
<b>EC LED-24V-150D-AS-PH(38)</b>	0 - 150W				



# LEDStrip Pro

- DC 24V 2835 SMD LED Flexible Strip, 13.2W per meter
- CRI typical 80+ and 90+ options
- High Lumen Output
- SDCM 3 Step, high colour temperature stability
- Dimmable version available upon request
- Tunable white/ RGB version upon request
- Custom power and length upon request
- Separate order of power supply is available upon request

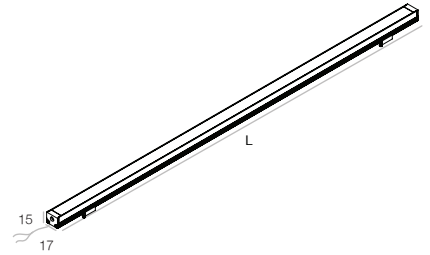


MX 6494 - V2 -  - 24V -

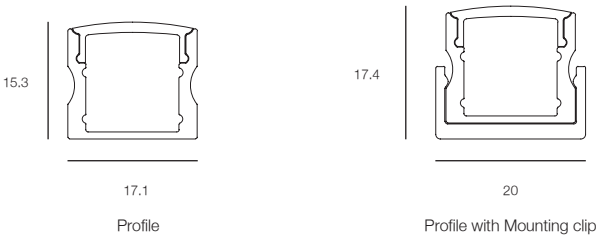
Code	CRI	Code	CCT	Code	Length(L)	Output Power
8	80+	27	2700K	0520	520mm	60 x LED, 6.6W
9	90+	30	3000K	1020	1020mm	120 x LED, 13.2W
		35	3500K			
		40	4000K			

◇ 24V DC, 120pcs LEDs/m, 13.2W/m, 1486lm/m, CRI90+ (3000K)

◇ 24V DC, 120pcs LEDs/m, 13.2W/m, 1330lm/m, CRI90+ (3000K)

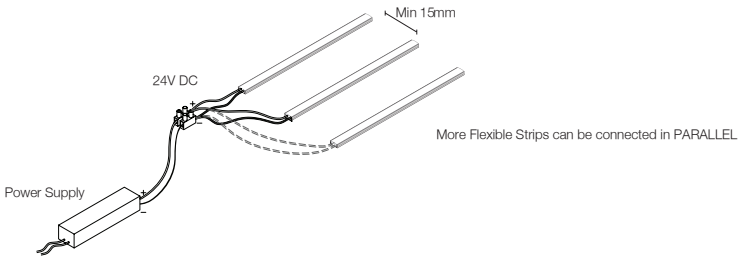


1:1 Scale



**Connection Details**

Maximum 5 meters in LINEAR CONNECTION



LED Driver

Ordering Code	Driving Power Range	Matching with LED Fitting	Output Voltage	Wiring Box Dimension(mm) (L) x (W) x (H)	Cut Hole (mm)
<b>EC LED-24V-60-PH(43)</b>	3 - 60W	LEDStrip Pro	24V DC	320 x 73 x 41	Ø85
<b>EC LED-24V-120-PH(41)</b>	3 - 120W			350 x 102 x 41	Ø110
<b>EC LED-24V-60D-AS-PH(38)</b>	0 - 60W		24V DC, 1-10V Dimmable	450 x 70 x 50	Ø90
<b>EC LED-24V-150D-AS-PH(38)</b>	0 - 150W				

# LEDStrip Stick

- DC 24V 2835 SMD LED Flexible Strip, 13.2W per meter
- CRI typical 80+ and 90+ options
- High Lumen Output
- SDCM 3 Step, high colour temperature stability
- Dimmable version available upon request
- Tunable white/ RGB version upon request
- Custom power and length upon request
- Separate order of power supply is available upon request

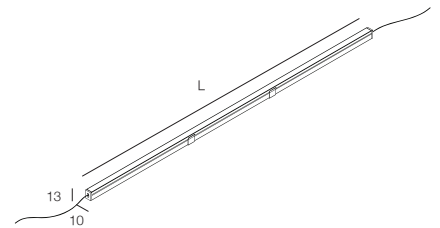


MX 6491 - V2 -   - 24V -

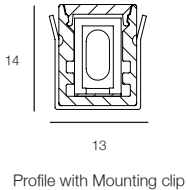
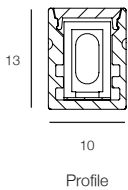
Code	CRI	Code	CCT	Code	Length(L)	Output Power
8	80+	27	2700K	0520	520mm	60 x LED, 6.6W
9	90+	30	3000K	1020	1020mm	120 x LED, 13.2W
		35	3500K			
		40	4000K			

◇ 24V DC, 120pcs LEDs/m, 13.2W/m, 1486lm/m, CRI90+ (3000K)

◇ 24V DC, 120pcs LEDs/m, 13.2W/m, 1330lm/m, CRI90+ (3000K)

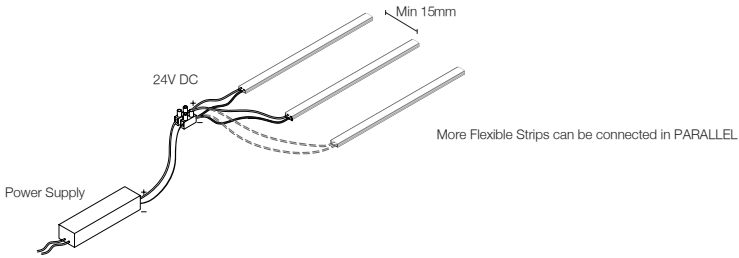


1:1 Scale



**Connection Details**

Maximum 5 meters in LINEAR CONNECTION



LED Driver

Ordering Code	Driving Power Range	Matching with LED Fitting	Output Voltage	Wiring Box Dimension(mm) (L) x (W) x (H)	Cut Hole (mm)
<b>EC LED-24V-60-PH(43)</b>	3 - 60W	LEDStrip Stick	24V DC	320 x 73 x 41	Ø85
<b>EC LED-24V-120-PH(41)</b>	3 - 120W			350 x 102 x 41	Ø110
<b>EC LED-24V-60D-AS-PH(38)</b>	0 - 60W		24V DC, 1-10V Dimmable	450 x 70 x 50	Ø90
<b>EC LED-24V-150D-AS-PH(38)</b>	0 - 150W				

# LEDStrip L Pro

- DC 24V 2835 SMD LED Flexible Strip, max 19.2W per meter
- CRI typical 80+ and 90+ options
- High Lumen Output
- SDCM 3 Step, high colour temperature stability
- Dimmable version available upon request
- Tunable white/ RGB version upon request
- Custom power and length upon request
- Separate order of power supply is available upon request



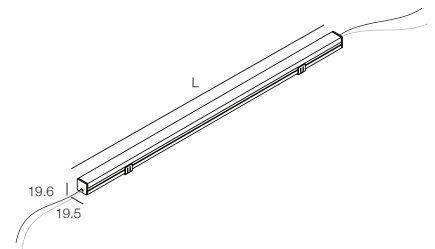
### Standard Version

**MX 6490 - V2** -  - 24V -

Code	CRI	Code	CCT	Code	Length(L)	Output Power
8	80+	27	2700K	0520	520mm	60 x LED, 6.6W
9	90+	30	3000K	1020	1020mm	120 x LED, 13.2W
		35	3500K			
		40	4000K			

◇ 24V DC, 120pcs LEDs/m, 13.2W/m, 1486lm/m, CRI80+ (3000K)

◇ 24V DC, 120pcs LEDs/m, 13.2W/m, 1330lm/m, CRI90+ (3000K)



### High-Power Version

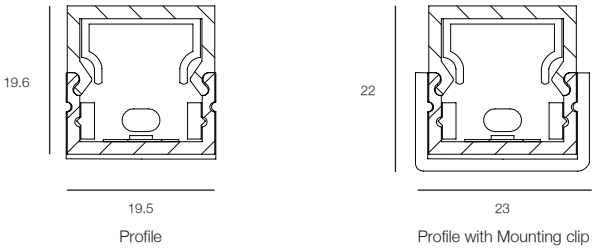
**MX 6492 - V2** -  - 24V -

Code	CRI	Code	CCT	Code	Length(L)	Output Power
8	80+	27	2700K	0550	550mm	60 x LED, 6.6W
9	90+	30	3000K	1050	1050mm	120 x LED, 13.2W
		35	3500K			
		40	4000K			

◇ 24V DC, 240pcs LEDs/m, 19.2W/m, 2340lm/m, CRI80+ (3000K)

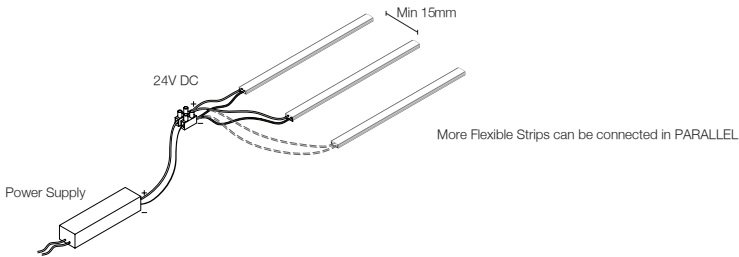
◇ 24V DC, 240pcs LEDs/m, 19.2W/m, 2114lm/m, CRI90+ (3000K)

1:1 Scale



**Connection Details**

Maximum 5 meters in LINEAR CONNECTION



LED Driver					
Ordering Code	Driving Power Range	Matching with LED Fitting	Output Voltage	Wiring Box Dimension(mm) (L x (W) x (H)	Cut Hole (mm)
<b>EC LED-24V-60-PH(43)</b>	3 - 60W	LEDStrip L Pro	24V DC	320 x 73 x 41	Ø85
<b>EC LED-24V-120-PH(41)</b>	3 - 120W			350 x 102 x 41	Ø110
<b>EC LED-24V-60D-AS-PH(38)</b>	0 - 60W		24V DC, 1-10V Dimmable	450 x 70 x 50	Ø90
<b>EC LED-24V-150D-AS-PH(38)</b>	0 - 150W				



# LEDStrip N Stick

- DC 24V 2835 SMD LED Flexible Strip, 10W per meter
- CRI typical 80+ and 90+ options
- High Lumen Output
- SDCM 3 Step, high colour temperature stability
- Dimmable version available upon request
- Custom power and length upon request
- Separate order of power supply is available upon request
- 20° beam angle

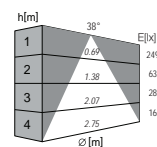
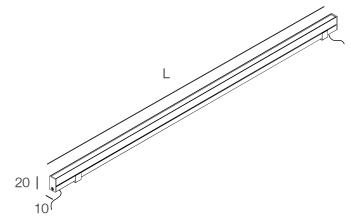


MX 6495 - V2 -  - 24V -

Code	CRI	Code	CCT	Code	Length(L)	Output Power
8	80+	27	2700K	0520	520mm	60 x LED, 6.6W
9	90+	30	3000K	1020	1020mm	120 x LED, 13.2W
		35	3500K			
		40	4000K			

◇ 24V DC, 192pcs LEDs/m, 10W/m, 1180lm/m, CRI80+ (3000K)

◇ 24V DC, 192pcs LEDs/m, 10W/m, 1058lm/m, CRI90+ (3000K)



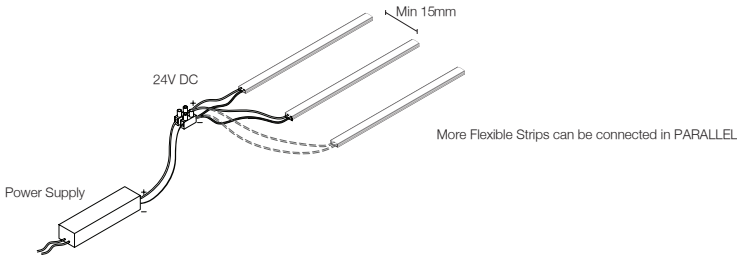
MX 6495-V2-830-24V

1:1 Scale



**Connection Details**

Maximum 5 meters in LINEAR CONNECTION



LED Driver					
Ordering Code	Driving Power Range	Matching with LED Fitting	Output Voltage	Wiring Box Dimension(mm) (L x (W) x (H)	Cut Hole (mm)
<b>EC LED-24V-60-PH(43)</b>	3 - 60W	LEDStrip N Stick	24V DC	320 x 73 x 41	Ø85
<b>EC LED-24V-120-PH(41)</b>	3 - 120W			350 x 102 x 41	Ø110
<b>EC LED-24V-60D-AS-PH(38)</b>	0 - 60W		24V DC, 1-10V Dimmable	450 x 70 x 50	Ø90
<b>EC LED-24V-150D-AS-PH(38)</b>	0 - 150W				

# LEDStrip Pro Corner

- DC 24V 2835 SMD LED Flexible Strip, 13.2W per meter
- CRI typical 80+ and 90+ options
- High Lumen Output
- SDCM 3 Step, high colour temperature stability
- Dimmable version available upon request
- Tunable white/ RGB version upon request
- Custom power and length upon request
- Separate order of power supply is available upon request

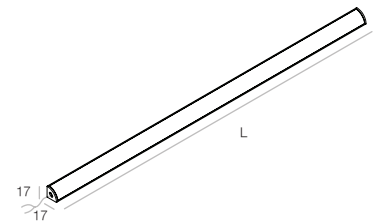


MX 6462 - V2 -  - 24V -

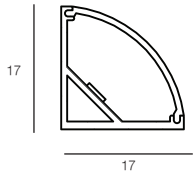
Code	CRI	Code	CCT	Code	Length(L)	Output Power
8	80+	27	2700K	0520	520mm	60 x LED, 6.6W
9	90+	30	3000K	1020	1020mm	120 x LED, 13.2W
		35	3500K			
		40	4000K			

24V DC, 120pcs LEDs/m, 13.2W/m, 1486lm/m, CRI90+ (3000K)

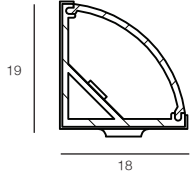
24V DC, 120pcs LEDs/m, 13.2W/m, 1330lm/m, CRI90+ (3000K)



1:1 Scale



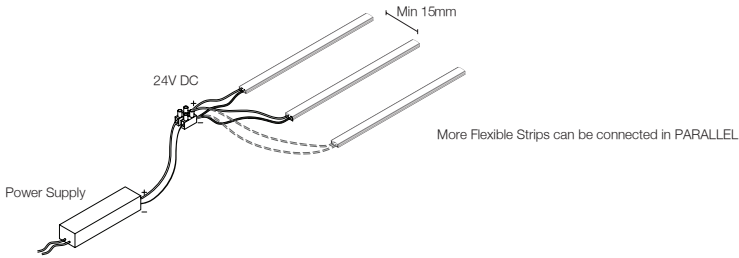
Profile



Profile with Mounting clip

**Connection Details**

Maximum 5 meters in LINEAR CONNECTION



LED Driver					
Ordering Code	Driving Power Range	Matching with LED Fitting	Output Voltage	Wiring Box Dimension(mm) (L) x (W) x (H)	Cut Hole (mm)
<b>EC LED-24V-60-PH(43)</b>	3 - 60W	LEDStrip Pro Corner	24V DC	320 x 73 x 41	Ø85
<b>EC LED-24V-120-PH(41)</b>	3 - 120W			350 x 102 x 41	Ø110
<b>EC LED-24V-60D-AS-PH(38)</b>	0 - 60W		24V DC, 1-10V Dimmable	450 x 70 x 50	Ø90
<b>EC LED-24V-150D-AS-PH(38)</b>	0 - 150W				

**Index by Ordering Number**

<b>Ordering Number</b>	<b>Page</b>	<b>Ordering Number</b>	<b>Page</b>	<b>Ordering Number</b>	<b>Page</b>
AP-KH M20A	112	MX 5521D9P-G2-900	119	MX 6460-G2	164
AP-KH M20B	112	MX 5521D9P-G2-1200	119	MX 6461-G2	164
AP- KH M20C	112	MX 5522D9P-G2-600	120	MX 6462-V2	206
AP- KH M20D	112	MX 5522D9P-G2-900	120	MX 6463-G2	190
AP-KH M211-20A	112	MX 5522D9P-G2-1200	120	MX 6464-G2	190
AP-KH M211-20B	112	MX 5837	144	MX 6468-G2	180
AP-KH M211-20C	112	MX 5838	144	MX 6469-G2	180
AP-KH M211-20D	112	MX 5851	140	MX 6488-G2	184
AP-KH M312-G2	113	MX 5851C	140	MX 6489-G2	184
AP-KH M313	113	MX 5852	140	MX 6490-V2	202
AP-KH M316	113	MX 5852C	140	MX 6491-V2	200
AP-KH M317	113	MX 5853	141	MX 6492-V2	202
AP-KH M391	113	MX 5853C	141	MX 6493-V2	196
AP-KH M392	113	MX 5855	147	MX 6493-V2...- SV	196
AP LT 7111	188	MX 5855C	147	MX 6494-V2	198
AP LT 7112	188	MX 5858	142	MX 6495-V2	204
AP LT 7115-14.4-RGB-24V-PM	192	MX 5860	143	MX 6496-G4-600	111
AP LT 7116-14.4-RGB-24V-PM	192	MX 5861	143	MX 6496-G4-1200	111
AP LT 7120	186	MX 5874	146	MX 6497-G4-125	109
AP LT 7121	186	MX 5875	146	MX 6497-G4-245	109
AP LT 7122	168	MX 5878	145	MX 6497-G4-365	109
AP LT 7123	168	MX 5879	145	MX 6499-G4-110	110
AP LT 7130-RGBW	194	MX 5923	72	MX 6499-G4-220	110
AP LT 7131-RGBW	194	MX 5924	72	MX 6838P	152
AP LT 7140-V1	172	MX 5925	72	MX 6839P	152
AP LT 7141-V1	170	MX 5949-10	144	MX 6840-M	136
MX 3911	163	MX 6355-L20	181	MX 7319C-G6	33
MX 3912	160	MX 6355-PM	181	MX 7319-G6	33
MX 3921	47	MX 6373-G7	100	MX 7328-13T8...-G5	73
MX 3923	49	MX 6374-G7	100	MX 7329-13T8...-G5	73
MX 3924-10	47	MX 6383-G6	101	MX 7334D-G7	92
MX 3930	174	MX 6384-G6	101	MX 7334S-G7	92
MX 3931	174	MX 6385-G7	99	MX 7334T-G7	92
MX 3932	175	MX 6386-G7	99	MX 7348-13T9...-G5	73
MX 3933	176	MX 6387-G7	106	MX 7349-13T9...-G5	73
MX 5397-G6	28	MX 6403-G7	102	MX 7350-G5	31
MX 5399-G6	28	MX 6404-G7	102	MX 7352-G5	30
MX 5472-M	134	MX 6412-G6	98	MX 7354D-G6	81
MX 5473-M	134	MX 6421-G7	107	MX 7354S-G6	81
MX 5474	137	MX 6422-G7	108	MX 7354T-G6	81
MX 5476	139	MX 6423-G3-14-600	163	MX 7356-G6	81
MX 5495	139	MX 6423-G3-28-1200	163	MX 7358D-G6	82
MX 5508D9P-G3-600	128	MX 6424-G3-21-600	162	MX 7358S-G6	82
MX 5508D9P-G3-900	128	MX 6424-G3-42-1200	162	MX 7358T-G6	82
MX 5508D9P-G3-1200	128	MX 6425-G3-14-600	160	MX 7366-G5	30
MX 5510D9P-G3-600	129	MX 6425-G3-28-1200	160	MX 7376-G6	29
MX 5510D9P-G3-900	129	MX 6450	166	MX 7376-G6-F	29
MX 5510D9P-G3-1200	129	MX 6451	166	MX 7380C-G6	27
MX 5510D9P-G3-TW-600	130	MX 6453-G2	174	MX 7380-G6	27
MX 5510D9P-G3-TW-900	130	MX 6454-G2	175	MX 7384-G6	75
MX 5510D9P-G3-TW-1200	130	MX 6455-G2	176	MX 7385-G6	75
MX 5520D9P-G2-600	118	MX 6456-G2	182	MX 7395-G5	32
MX 5520D9P-G2-900	118	MX 6457-G2	182	MX 7396-G5	32
MX 5520D9P-G2-1200	118	MX 6458-G2	178	MX 7397-G5	32
MX 5521D9P-G2-600	119	MX 6459-G2	178	MX 7398AS-G6	123

<i>Ordering Number</i>	<i>Page</i>	<i>Ordering Number</i>	<i>Page</i>	<i>Ordering Number</i>	<i>Page</i>
MX 7398 - G6	122	MX 7482D-13T8...-G5	78	MX 9116S-M	151
MX 7399AS-G6	123	MX 7482S-13T8...-G5	78	MX 9116T-MMM	151
MX 7399-G6	122	MX 7482S-13T8...-G5	78	MX 9143-M	148
MX 7401-G5	72	MX 7482T-13T8...-G5	78	MX 9157D	135
MX 7402-G5	72	MX 7483-G7	68	MX 9157S	135
MX 7407	43	MX 7484-G7	67	MX 9162D-MM	149
MX 7411	49	MX 7485-G7	67	MX 9162S-M	149
MX 7411C	49	MX 7488-G7	64	MX 9162T-MMM	149
MX 7413-G6	76	MX 7490	50	MX 9175D-MM	153
MX 7414-G7	76	MX 7491	50	MX 9175S-M	153
MX 7420-G6	63	MX 7495-G7	66	MX 9175T-MMM	153
MX 7421-G6	63	MX 7496AS-G6	125	MX 9924	156
MX 7425	47	MX 7496AS-G6...-TW	121	MX 9925	156
MX 7425C	47	MX 7496-G6	124	MX 9955	156
MX 7426	47	MX 7497AS-G6	125	MX 9958	156
MX 7426C	47	MX 7497AS-G6...-TW	121	MX 9974	156
MX 7427	48	MX 7497-G6	124	MX 9975	156
MX 7427C	48	MX 7497-G6	124	MX 9976	156
MX 7428-G6	74	MX 7498AS-G6	127	MX 9980	157
MX 7429-G6	74	MX 7498AS-G6	127	MX 9981	157
MX 7441-13T8...-G6	88	MX 7498-G6	126	MX 9982	157
MX 7442-13T8...-G6	88	MX 7498-G6	126	MX 9983	157
MX 7450	45	MX 7499AS-G6	127	MX 9984	157
MX 7451	46	MX 7499AS-G6	127	MX 9985	157
MX 7452	45	MX 7499-G6	126	MX 9986	157
MX 7454D-G6	79	MX 7499-G6	126	MX 9987	157
MX 7454S-G6	79	MX 7501-G7	26	MX AS-600	121
MX 7454T-G6	79	MX 7502-G7	26	MX AS-1200	121
MX 7456-G6	79	MX 7601-G6	69	MX TIK41LD	54
MX 7457D	61	MX 7602-G6	69	MX TIK41LS	54
MX 7457S	61	MX 7603-G6	70	MX TIK41LT	54
MX 7458D-G6	80	MX 7604-G6	70	MX TIK52D	78
MX 7458S-G6	80	MX 7614-G7	90	MX TIK52S	78
MX 7458T-G6	80	MX 7615-G7	90	MX TIK52T	78
MX 7460	52	MX 7616C-G6	71	P7-M10D-6.7	154
MX 7462	52	MX 7616-G6	71	P7-M11D-6.5	154
MX 7463	51	MX 7617C-G6	71	P7-M11D-7.5	154
MX 7464D	53	MX 7617-G6	71	V7-M7D-9	155
MX 7464S	53	MX 7622-09OB...-G6	62		
MX 7464T	53	MX 7622-09OBV9530-G6	62		
MX 7465D	54	MX 7623-09OB...-G6	62		
MX 7465S	54	MX 7623-09OBV9530-G6	62		
MX 7465T	54	MX 7634D-09OB...-G7	91		
MX 7466	53	MX 7634S-09OB...-G7	91		
MX 7467	44	MX 7634T-09OB...-G7	91		
MX 7468-G7	60	MX 7641-G6	89		
MX 7469-G6	60	MX 7642-G6	89		
MX 7475-G7	64	MX 9112D-MM	148		
MX 7476-G7	66	MX 9112S-M	148		
MX 7477-G7	65	MX 9112T-MMM	148		
MX 7478	51	MX 9114D-MM	150		
MX 7480	44	MX 9114S-M	150		
MX 7481D-13T8...-G5	77	MX 9114T-MMM	150		
MX 7481S-13T8...-G5	77	MX 9115-M	150		
MX 7481T-13T8...-G5	77	MX 9116D-MM	151		

**Index by Product Name - LED Series**

<b>Product Name</b>	<b>Page</b>	<b>Product Name</b>	<b>Page</b>
Accessory	156	Line 60	119
Armbox IB	99	Line 80	120
Armbox MT	106	Magnetic Grille	109
Atec COB	63	Magnetic Grille Adjustable	110
Atec XOB	62	Magnetic Linear	111
B-Extal	129	Magnetic Track Accessory	112
B-Extal Tunable White	130	Master	26
B. Spot	74	Mini Armbox	101
CC LED Strip	186	Mini Glee	67
CHESS	60	Mini Glee Spot	68
Club	88	Mini Glek MT	108
Club COB	89	Mini IB	102
DIP (Anti Glare Microfilm Version)	124	Mini Trim	51
DIP (Anti Glare Microfilm with Air Slot Version)	125	Mini Trim Sq	52
DIP (Diffuser Version)	122	Multi Box Lite COB	90
DIP (Diffuser with Air Slot Version)	123	Multi Box Mini COB AT	92
DIP (Metal Mesh Hole Version)	126	Multi Box Mini XOB AT	91
DIP (Metal Mesh Hole with Air Slot Version)	127	Multi Cage	61
DIP Tunable White (Anti Glare Microfilm with Air Slot Version)	121	Multi Mini COB AT	81
Domi/ Pomi	45	Multi Mini COB Trimless AT	82
Exxi	29	Multi Mini Spot COB	79
FreePlus COB Module	40	Multi Mini Spot COB Trimless	80
FreePlus Narrow Spot COB Module	41	Multi Mini Xito	77
FreePlus Narrow Spot XOB Module	39	Multi Mini Xito Trimless	78
FreePlus Tunable White COB Module	42	Multi Super Mini	53
FreePlus XOB Module	38	Multi Super Mini Trimless	54
Glee	44	Neon Strip 1010	174
Glee	64	Neon Strip 1220	175
Glee Spot	66	Neon Strip 1616	176
Glee Wallwasher	65	P-Bar G3	162
Glek IB	98	P-Bar Lite G3	163
Glek MT	107	Pin Hole	47
Gones	76	Pin Hole Mini	71
Hydro LED Midi / Maxi	30	Pin Hole Sq	49
Hydro LED Mini	31	Pin Slot	48
Hydro LED Sq	32	Planar	28
LED EYE	72	Renia	50
LEDStrip	178	RGB LED Strip	192
LEDStrip COB	168	RGBW LED Strip	194
LEDStrip Corner Mini	172	S-Extal G3	128
LEDStrip Dual	190	Slim	69
LEDStrip Duo	184	Slim HP	70
LEDStrip HE	180	Somi	46
LEDStrip L Pro	202	Space	43
LEDStrip Mini	182	SurfWash	160
LEDStrip N Stick	204	TINY COB	75
LEDStrip Pro	198	TINY Sq	33
LEDStrip Pro Corner	206	TODO	27
LEDStrip S Pro	196	Tracbox COB IB	100
LEDStrip Stick	200	XITO	73
LEDStrip Stick Mini	170		
LEDStrip Thin	164		
LEDStrip Unit	166		
LED Vertical Strip	188		
Line 40	118		



**Index by Product Name - MR16 LED Retrofit**

<b>Product Name</b>	<b>Page</b>
Atec	143
Cybox Mini	152
Glee	137
Glee Spot	139
Glee Wallwasher	138
Master	134
Mini Trim	145
Mini Trim Sq	146
Multi Box Mini AT	153
Multi Cage	135
Multi Mini AT	148
Multi Mini Trimless AT	149
Multi Super Mini	150
Multi Super Mini Trimless	151
Philips MR16 LED Retrofit	154
Pin Hole	140
Pin Hole Sq	147
Pin Slot	141
Renia	144
SORAA MR16 LED Retrofit	155
Space	142
Tracfit	136

This catalogue is published in English

**Milux LED COLLECTION 9**

All rights reserved

Unauthorized copying, reproduction of this  
catalogue is prohibited

# Zodiac 歷程照明有限公司

ZODIAC LIGHTING LIMITED

## Head Office - Project Team

1801, 18/F, Hong Man Industrial Centre, 2 Hong Man Street,  
Chai Wan, Hong Kong.

香港柴灣康民街2號康民工業中心18樓1801室

Tel: (852) 2898 9023 Fax: (852) 2558 3114

